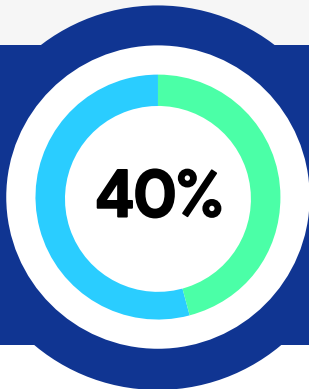


Are you concerned about returning to in-person work?

We used the Toluna Start platform, the world's first end-to-end, real-time consumer intelligence platform to understand sentiments towards returning to in-person work. We surveyed 1200+ U.S. respondents on July 27, 2021.



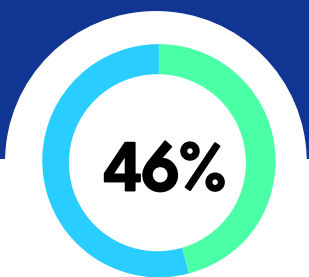
40% of Americans have concerns about returning to in-person work.



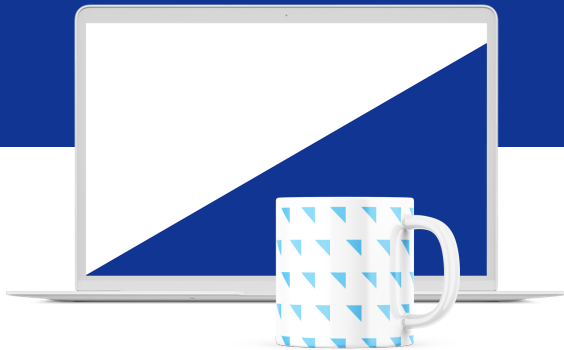
Top Concerns Include

Safety/health concerns	44%
Income/losing government assistance	23%
Government sponsored healthcare	14%
Childcare	14%

More than half of Americans are pursuing work.



46% of Americans aren't pursuing work, one-fourth are working and actively looking for a new job.



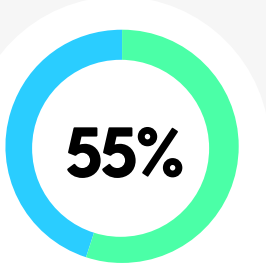
70% of Americans are pursuing work in the same industry, yet 70% are also looking outside of their industry.

What are the industries Americans are seeking employment in?

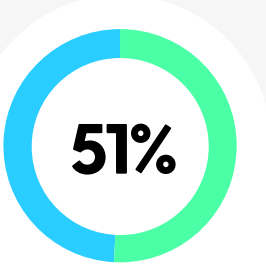


Retail	17%
Professional Scientific and Technical Services	13%
Medical, Healthcare/Public Health	12%
Arts and Entertainment	9%
Hospitality/Food Services	9%
Manufacturing	9%
Construction	7%
Finance and Insurance	7%

Here's how American employment status and income has changed as a result of the pandemic.



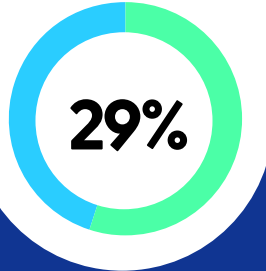

55% of Americans haven't seen their employment status change, almost one-third (27.5%) have seen it change for the better.



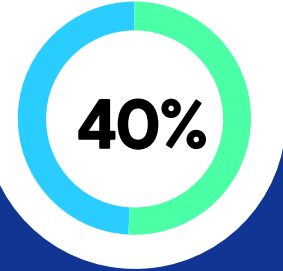
51% haven't seen their income level change as a result of the pandemic, and 26% have seen it improve for the better.



Sentiments towards in-person work during the pandemic.



29% of respondents preferred working in-person, whereas 30% still prefer in-office/in-person.



40% of respondents prefer "hybrid working," spending some days working remotely and others in-person.