



Paris, November 28 2008

« World Leaders »¹ Opinion Barometer Wave 1 - October / November 2008

A **Harris Interactive** exclusive poll, in partnership with the channel of international information **FRANCE 24** and the *International Herald Tribune*

Of 19 worldwide leaders presented, The DALAI LAMA, Angela MERKEL and Tony BLAIR are most popular among the citizens of the 6 countries surveyed.

This first edition of the International « World Leaders » Barometer conducted by the market research company **Harris Interactive** for **FRANCE 24** and the *International Herald Tribune* demonstrates a distinct hierarchy between the worldwide leaders and also shows important gaps across countries.

This barometer also highlights a clear difference between the popularity and influence levels of these leaders.

The 2 most « influential » leaders-- George W. BUSH and Vladimir PUTIN--are also among the most unpopular ones.

On the basis of a combination of popularity and influence, the top 3 leaders are:

1. **Angela MERKEL**
2. The DALAI LAMA
3. Nicolas SARKOZY

The next edition (January 2009) will enable us to see how the new American President, Barack OBAMA, fares in this ranking.

Results to be released on November, 28th, 2008 on FRANCE 24's "The Talk of Paris" and published in the *International Herald Tribune* of November, 28th 2008.

Methodology

The latest poll was conducted online by Harris Interactive, in partnership with FRANCE 24 and The International Herald Tribune, among a total of 6,257 adults (aged 16-64) within France, Germany, Great Britain, Spain and the United-States; and adults (aged 18-64) in Italy, from 29th October to 6th November 2008. The data were weighted, where necessary, by age, gender, education, region and Internet usage to make it representative of the general population profile for each country. Propensity score weighting was applied to adjust for respondents' propensity to be online.

Please note that any communication of these results has to be made with technical elements such as: survey methodology, fieldwork dates, name of the agency, sample size.

¹ The « World leaders » Barometer will be released every 2 months.

WORLDWIDE LEADERS' POPULARITY

Three fundamentally different kinds of leaders appear in the popularity trio: a religious leader, a current head of state, and a former head of government.

Angel MERKEL is popular among the Italians, French, Germans and Spanish, but much less by the British and Americans.







Tony BLAIR is still enjoying strong international popularity, except in Spain and... Great Britain.

The survey also shows the very strong popularity of Nicolas SARKOZY in Italy and Spain, and José Luis Rodríguez ZAPATERO in Italy and France.

It may come as no surprise that George W. BUSH, who will be replaced by Barack OBAMA in the next edition of this barometer, receives low marks, especially in Europe. For example, only 5% of French are favourable to him, which shows him as the least popular worldwide leader in this country (equally with Mahmoud AHMADINEJAD).

For each of the following people, please indicate whether you have a very good, somewhat good, somewhat poor or a very poor opinion of that person.

Base : All respondents

		French	German	British	Italian	Spanish	American	
Very good + Somewhat good opinion								Avg for 6 countries
	Unweighted Base	1,045	1,034	1,087	1,052	1,007	1,032	
1	The Dalai Lama	79%	77%	61%	80%	70%	60%	71%
2	Angela Merkel (Germany)	70%	63%	28%	73%	59%	30%	54%
3	Tony Blair (Great Britain)	52%	50%	37%	65%	39%	65%	51%
4	Pope Benedict XVI	41%	59%	41%	55%	34%	55%	48%
5	Nicolas Sarkozy (France)	40%	48%	31%	60%	53%	36%	45%
6	José Luis Rodríguez Zapatero (Spain)	57%	36%	16%	65%	50%	20%	41%
7	Gordon Brown (Great Britain)	41%	34%	33%	49%	42%	42%	40%
8	José Manuel Barroso (European Union)	40%	46%	16%	52%	49%	20%	37%
9	Ban Ki-moon (United Nations)	43%	39%	29%	43%	41%	19%	36%
10	Luiz Inácio Lula da Silva (Brazil)	32%	16%	9%	36%	50%	16%	27%
11	Silvio Berlusconi (Italy)	9%	14%	16%	43%	20%	20%	20%
12	Vladimir Putin (Russia)	8%	25%	13%	24%	15%	18%	17%
13	Fidel Castro (Cuba)	12%	21%	19%	25%	15%	8%	17%
14	Hugo Chávez (Venezuela)	31%	14%	10%	22%	11%	9%	16%
15	George W. Bush (USA)	5%	8%	16%	22%	10%	34%	16%
16	Dmitri Medvedev (Russia)	7%	18%	9%	14%	13%	10%	12%
17	Hu Jintao (China)	7%	8%	10%	10%	16%	10%	10%
18	Bashar al-Assad (Syria)	7%	9%	7%	15%	14%	6%	10%
19	Mahmoud Ahmadinejad (Iran)	5%	8%	7%	6%	9%	5%	7%

Result detailed in appendix 1.

The average is the arithmetical average of the 6 countries surveyed. Therefore, this average is not a survey result itself.

WORLDWIDE LEADERS' INFLUENCE

Looking at the leaders' influence, the ranking is clearly different.

George W. BUSH is at the top of the ranking, followed by Vladimir PUTIN, who is far ahead of the current Russian president (Dmitri MEDVEDEV).







Among the European leaders, in order, Angela MERKEL, Nicolas SARKOZY and Gordon BROWN are considered the most influential. If these leaders commonly represent the 3 most influential countries in Europe, the leaders' hierarchy is generally not the one attributed to these 3 countries (1: Great Britain; 2: Germany; 3: France).

The rankings totally change according to specific countries. The French and Germans put Vladimir PUTIN at the top, while Spaniards believe Nicolas SARKOZY is the most influential leader and Great Britain, Italy and the U.S. say it is George W. BUSH.

Angela MERKEL and Nicolas SARKOZY are globally well ranked on this influence criterion except among the British and Americans.

For each of the following international personalities, how much influence do you think they have at an international level?

Base : All respondents

		French	German	British	Italian	Spanish	American	
<i>A great deal of influence + Some influence</i>								Avg for 6 countries
	<i>Unweighted Base</i>	1,045	1,034	1,087	1,052	1,007	1,032	
1	George W. Bush (USA)	66%	69%	68%	75%	77%	64%	70%
2	Vladimir Putin (Russia)	68%	71%	53%	74%	63%	51%	63%
3	Angela Merkel (Germany)	66%	70%	38%	72%	77%	34%	60%
4	Nicolas Sarkozy (France)	61%	61%	41%	71%	78%	38%	58%
5	Gordon Brown (Great Britain)	47%	42%	55%	60%	65%	47%	53%
6	Hu Jintao (China)	58%	52%	43%	58%	56%	47%	52%
7	Tony Blair (Great Britain)	40%	47%	35%	60%	61%	50%	49%
8	José Manuel Barroso (European Union)	45%	51%	38%	58%	58%	35%	48%
9	Pope Benedict XVI	30%	41%	33%	67%	53%	52%	46%
10	Ban Ki-moon (United Nations)	41%	41%	41%	50%	52%	36%	44%
11	Dmitri Medvedev (Russia)	42%	53%	37%	44%	45%	39%	43%
12	Silvio Berlusconi (Italy)	30%	34%	26%	54%	54%	22%	37%
13	The Dalai Lama	35%	34%	26%	51%	42%	37%	38%
14	José Luis Rodríguez Zapatero (Spain)	36%	26%	21%	57%	38%	24%	34%
15	Mahmoud Ahmadinejad (Iran)	27%	25%	26%	46%	33%	38%	33%
16	Hugo Chávez (Venezuela)	24%	11%	14%	28%	33%	32%	24%
17	Fidel Castro (Cuba)	15%	16%	18%	31%	24%	22%	21%
18	Luiz Inácio Lula da Silva (Brazil)	17%	13%	15%	27%	37%	18%	21%
19	Bashar al-Assad (Syria)	21%	10%	19%	25%	22%	23%	20%

Result detailed in appendix 2.

The average is the arithmetical average of the 6 countries surveyed. Therefore, this average is not a survey result itself.

POPULARITY – INFLUENCE SYNTHESIS

The « popularity/influence index » balances the 2 indices measured and gives us the ability to draw a ranking based on these 2 combined criterions.

This index shows that the leadership of **Angel MERKEL** is strong as she is as much popular as influential, as well as the high rankings of **Nicolas SARKOZY** in this index.

The extreme popularity of The **DALAI LAMA** also gives him a very high position in this popularity/influence index. Although out of office, **Tony BLAIR** remains a very popular leader and is still perceived as influential in most of the countries, but his score is weakened by his results being distinctly less favourable in Great Britain.

For each of the following people, please indicate whether you have a very good, somewhat good, somewhat poor or a very poor opinion of that person.

For each of the following international personalities, how much influence do you think they have at an international level?

Base : All respondents


Average 6 countries		Popularity (Very + Somewhat good opinion)	Influence (A great deal of + Some influence)	"Popularity / influence" average index
Unweighted Base		6,257	6,257	6,257
1	Angela Merkel (Germany)	54%	60%	57%
2	The Dalai Lama	71%	37%	54%
3	Nicolas Sarkozy (France)	44%	58%	51%
4	Tony Blair (Great Britain)	51%	48%	50%
5	Gordon Brown (Great Britain)	40%	53%	47%
6	Pope Benedict XVI	47%	46%	47%
7	George W. Bush (USA)	16%	70%	43%
8	José Manuel Barroso (European Union)	37%	47%	42%
9	Vladimir Putin (Russia)	17%	64%	41%
10	Ban Ki-moon (United Nations)	35%	44%	40%
11	José Luis Rodríguez Zapatero (Spain)	41%	33%	37%
12	Hu Jintao (China)	10%	52%	31%
13	Silvio Berlusconi (Italia)	20%	37%	29%
14	Dmitri Medvedev (Russia)	12%	43%	28%
15	Luiz Inácio Lula da Silva (Brazil)	26%	21%	24%
16	Hugo Chávez (Venezuela)	16%	24%	20%
17	Mahmoud Ahmadinejad (Iran)	7%	32%	20%
18	Fidel Castro (Cuba)	17%	21%	19%
19	Bashar al-Assad (Syria)	10%	20%	15%
Leaders average		30%	43%	36%


The average is the arithmetical average of the 6 countries surveyed. Therefore, this average is not a survey result itself.

France			Popularity (Very + Somewhat good opinion)	Influence (A great deal of + Some influence)	"Popularity / influence" average index
	Unweighted Base		1,045	1,045	1,045
1	Angela Merkel (Germany)		70%	66%	68%
2	The Dalai Lama		79%	35%	57%
3	Nicolas Sarkozy (France)		40%	61%	51%
4	José Luis Rodríguez Zapatero (Spain)		57%	36%	47%
5	Tony Blair (Great Britain)		52%	40%	46%
6	Gordon Brown (Great Britain)		41%	47%	44%
7	José Manuel Barroso (European Union)		40%	45%	43%
8	Ban Ki-moon (United Nations)		43%	41%	42%
9	Vladimir Putin (Russia)		8%	68%	38%
10	George W. Bush (USA)		5%	66%	36%
11	Pope Benedict XVI		41%	30%	36%
12	Hu Jintao (China)		7%	58%	33%
13	Hugo Chávez (Venezuela)		31%	24%	28%
14	Luiz Inácio Lula da Silva (Brazil)		32%	17%	25%
15	Dmitri Medvedev (Russia)		7%	42%	25%
16	Silvio Berlusconi (Italy)		9%	30%	20%
17	Mahmoud Ahmadinejad (Iran)		5%	27%	16%
18	Bashar al-Assad (Syria)		7%	21%	14%
19	Fidel Castro (Cuba)		12%	15%	14%
Leaders average			31%	40%	36%


Germany			Popularity (Very + Somewhat good opinion)	Influence (A great deal of + Some influence)	"Popularity / influence" average index
	Unweighted Base		1,034	1,034	1,034
1	Angela Merkel (Germany)		63%	70%	67%
2	The Dalai Lama		77%	34%	56%
3	Nicolas Sarkozy (France)		48%	61%	55%
4	Pope Benedict XVI		59%	41%	50%
5	Tony Blair (Great Britain)		50%	47%	49%
6	José Manuel Barroso (European Union)		46%	51%	49%
7	Vladimir Putin (Russia)		25%	71%	48%
8	Ban Ki-moon (United Nations)		39%	41%	40%
9	George W. Bush (USA)		8%	69%	39%
10	Gordon Brown (Great Britain)		34%	42%	38%
11	Dmitri Medvedev (Russia)		18%	53%	36%
12	José Luis Rodríguez Zapatero (Spain)		36%	26%	31%
13	Hu Jintao (China)		8%	52%	30%
14	Silvio Berlusconi (Italy)		14%	34%	24%
15	Fidel Castro (Cuba)		21%	16%	19%
16	Mahmoud Ahmadinejad (Iran)		8%	25%	17%
17	Luiz Inácio Lula da Silva (Brazil)		16%	13%	15%
18	Hugo Chávez (Venezuela)		14%	11%	13%
19	Bashar al-Assad (Syria)		9%	10%	10%
Leaders average			31%	40%	36%


The average is the arithmetical average of the 6 countries surveyed. Therefore, this average is not a survey result itself.

Great Britain 		Popularity (Very + Somewhat good opinion)	Influence (A great deal of + Some influence)	"Popularity / influence" average index
<i>Unweighted Base</i>		1,087	1,087	1,087
1	Gordon Brown (Great Britain)	33%	55%	44%
2	The Dalai Lama	61%	26%	44%
3	George W. Bush (USA)	16%	68%	42%
4	Pope Benedict XVI	41%	33%	37%
5	Tony Blair (Great Britain)	37%	35%	36%
6	Nicolas Sarkozy (France)	31%	41%	36%
7	Ban Ki-moon (United Nations)	29%	41%	35%
8	Angela Merkel (Germany)	28%	38%	33%
9	Vladimir Putin (Russia)	13%	53%	33%
10	José Manuel Barroso (European Union)	16%	38%	27%
11	Hu Jintao (China)	10%	43%	27%
12	Dmitri Medvedev (Russia)	9%	37%	23%
13	Silvio Berlusconi (Italy)	16%	26%	21%
14	Fidel Castro (Cuba)	19%	18%	19%
15	José Luis Rodríguez Zapatero (Spain)	16%	21%	19%
16	Mahmoud Ahmadinejad (Iran)	7%	26%	17%
17	Bashar al-Assad (Syria)	7%	19%	13%
18	Hugo Chávez (Venezuela)	10%	14%	12%
19	Luiz Inácio Lula da Silva (Brazil)	9%	15%	12%
<i>Leaders average</i>		21%	34%	28%

Italy 		Popularity (Very + Somewhat good opinion)	Influence (A great deal of + Some influence)	"Popularity / influence" average index
<i>Unweighted Base</i>		1,052	1,052	1,052
1	Angela Merkel (Germany)	73%	72%	73%
2	The Dalai Lama	80%	51%	66%
3	Nicolas Sarkozy (France)	60%	71%	66%
4	Tony Blair (Great Britain)	65%	60%	63%
5	Pope Benedict XVI	55%	67%	61%
6	José Luis Rodríguez Zapatero (Spain)	65%	57%	61%
7	José Manuel Barroso (European Union)	52%	58%	55%
8	Gordon Brown (Great Britain)	49%	60%	55%
9	Vladimir Putin (Russia)	24%	74%	49%
10	Silvio Berlusconi (Italy)	43%	54%	49%
11	George W. Bush (USA)	22%	75%	49%
12	Ban Ki-moon (United Nations)	43%	50%	47%
13	Hu Jintao (China)	10%	58%	34%
14	Luiz Inácio Lula da Silva (Brazil)	36%	27%	32%
15	Dmitri Medvedev (Russia)	14%	44%	29%
16	Fidel Castro (Cuba)	25%	31%	28%
17	Mahmoud Ahmadinejad (Iran)	6%	46%	26%
18	Hugo Chávez (Venezuela)	22%	28%	25%
19	Bashar al-Assad (Syria)	15%	25%	20%
<i>Leaders average</i>		40%	53%	47%

The average is the arithmetical average of the 6 countries surveyed. Therefore, this average is not a survey result itself.

Spain			Popularity (Very + Somewhat good opinion)	Influence (A great deal of + Some influence)	"Popularity / influence" average index
Unweighted Base			1,007	1,007	1,007
1	Angela Merkel (Germany)		59%	77%	68%
2	Nicolas Sarkozy (France)		53%	78%	66%
3	The Dalai Lama		70%	42%	56%
4	Gordon Brown (Great Britain)		42%	65%	54%
5	José Manuel Barroso (European Union)		49%	58%	54%
6	Tony Blair (Great Britain)		39%	61%	50%
7	Ban Ki-moon (United Nations)		41%	52%	47%
8	José Luis Rodríguez Zapatero (Spain)		50%	38%	44%
9	Pope Benedict XVI		34%	53%	44%
10	Luiz Inácio Lula da Silva (Brazil)		50%	37%	44%
11	George W. Bush (USA)		10%	77%	44%
12	Vladimir Putin (Russia)		15%	63%	39%
13	Silvio Berlusconi (Italy)		20%	54%	37%
14	Hu Jintao (China)		16%	56%	36%
15	Dmitri Medvedev (Russia)		13%	45%	29%
16	Hugo Chávez (Venezuela)		11%	33%	22%
17	Mahmoud Ahmadinejad (Iran)		9%	33%	21%
18	Fidel Castro (Cuba)		15%	24%	20%
19	Bashar al-Assad (Syria)		14%	22%	18%
Leaders average			32%	51%	42%







United States			Popularity (Very + Somewhat good opinion)	Influence (A great deal of + Some influence)	"Popularity / influence" average index
Unweighted Base			1,032	1,032	1,032
1	Tony Blair (Great Britain)		65%	50%	58%
2	Pope Benedict XVI		55%	52%	54%
3	George W. Bush (USA)		34%	64%	49%
4	The Dalai Lama		60%	37%	49%
5	Gordon Brown (Great Britain)		42%	47%	45%
6	Nicolas Sarkozy (France)		36%	38%	37%
7	Vladimir Putin (Russia)		18%	51%	35%
8	Angela Merkel (Germany)		30%	34%	32%
9	Hu Jintao (China)		10%	47%	29%
10	José Manuel Barroso (European Union)		20%	35%	28%
11	Ban Ki-moon (United Nations)		19%	36%	28%
12	Dmitri Medvedev (Russia)		10%	39%	25%
13	José Luis Rodríguez Zapatero (Spain)		20%	24%	22%
14	Mahmoud Ahmadinejad (Iran)		5%	38%	22%
15	Silvio Berlusconi (Italy)		20%	22%	21%
16	Hugo Chávez (Venezuela)		9%	32%	21%
17	Luiz Inácio Lula da Silva (Brazil)		16%	18%	17%
18	Fidel Castro (Cuba)		8%	22%	15%
19	Bashar al-Assad (Syria)		6%	23%	15%
Leaders average			25%	37%	31%







The average is the arithmetical average of the 6 countries surveyed. Therefore, this average is not a survey result itself.







APPENDIX 1: POPULARITY DETAILED PER COUNTRY







For each of the following people, please indicate whether you have a very good, somewhat good, somewhat poor or a very poor opinion of that person.

Base : All respondents







	French	German	British	Italian	Spanish	American	Avg for 6 countries
The Dalai Lama							
<i>Unweighted Base</i>	1,045	1,034	1,087	1,052	1,007	1,032	6,257
Very good + Somewhat good opinion (4+3)	79%	77%	61%	80%	70%	60%	71%
Very good opinion (4)	47%	47%	29%	53%	37%	35%	41%
Somewhat good opinion (3)	32%	30%	32%	27%	33%	25%	30%
Very poor + Somewhat poor opinion (1+2)	6%	9%	9%	6%	12%	11%	9%
Somewhat poor opinion (2)	4%	7%	6%	5%	8%	6%	6%
Very poor opinion (1)	2%	2%	3%	2%	3%	5%	3%
Mean	3,5	3,4	3,2	3,5	3,3	3,3	3,4
Not sure	14%	14%	30%	14%	19%	30%	20%







	French	German	British	Italian	Spanish	American	Avg for 6 countries
Angela Merkel (Germany)							
<i>Unweighted Base</i>	1,045	1,034	1,087	1,052	1,007	1,032	6,257
Very good + Somewhat good opinion (4+3)	70%	63%	28%	73%	59%	30%	54%
Very good opinion (4)	15%	24%	5%	19%	16%	6%	14%
Somewhat good opinion (3)	56%	39%	24%	54%	43%	24%	40%
Very poor + Somewhat poor opinion (1+2)	10%	32%	18%	10%	21%	12%	17%
Somewhat poor opinion (2)	8%	23%	13%	7%	17%	8%	13%
Very poor opinion (1)	2%	9%	5%	3%	4%	4%	5%
Mean	3	2,8	2,6	3,1	2,9	2,8	2,9
Not sure	20%	5%	53%	18%	20%	58%	29%







	French	German	British	Italian	Spanish	American	Avg for 6 countries
Tony Blair (Great Britain)							
<i>Unweighted Base</i>	1,045	1,034	1,087	1,052	1,007	1,032	6,257
Very good + Somewhat good opinion (4+3)	52%	50%	37%	65%	39%	65%	51%
Very good opinion (4)	7%	8%	11%	15%	6%	30%	13%
Somewhat good opinion (3)	45%	42%	26%	50%	33%	35%	39%
Very poor + Somewhat poor opinion (1+2)	27%	35%	51%	22%	44%	12%	32%
Somewhat poor opinion (2)	22%	29%	26%	17%	29%	9%	22%
Very poor opinion (1)	4%	7%	24%	5%	15%	3%	10%
Mean	2,7	2,6	2,3	2,8	2,4	3,2	2,7
Not sure	21%	15%	12%	13%	17%	23%	17%







	French	German	British	Italian	Spanish	American	Avg for 6 countries
Pope Benedict XVI							
<i>Unweighted Base</i>	1,045	1,034	1,087	1,052	1,007	1,032	6,257
Very good + Somewhat good opinion (4+3)	41%	59%	41%	55%	34%	55%	48%
Very good opinion (4)	11%	20%	11%	25%	12%	26%	18%
Somewhat good opinion (3)	29%	39%	30%	29%	22%	29%	30%
Very poor + Somewhat poor opinion (1+2)	37%	28%	27%	36%	50%	22%	33%
Somewhat poor opinion (2)	21%	18%	17%	20%	27%	15%	20%
Very poor opinion (1)	16%	10%	10%	16%	23%	7%	14%
Mean	2,5	2,8	2,6	2,7	2,3	3	2,7
Not sure	22%	13%	32%	9%	16%	22%	19%

The average is the arithmetical average of the 6 countries surveyed. Therefore, this average is not a survey result itself.







							
Nicolas Sarkozy (France)							Avge for 6 countries
<i>Unweighted Base</i>	1,045	1,034	1,087	1,052	1,007	1,032	6,257
Very good + Somewhat good opinion (4+3)	40%	48%	31%	60%	53%	36%	45%
Very good opinion (4)	10%	6%	5%	14%	14%	7%	9%
Somewhat good opinion (3)	30%	43%	25%	46%	39%	28%	35%
Very poor + Somewhat poor opinion (1+2)	53%	33%	29%	27%	35%	20%	33%
Somewhat poor opinion (2)	30%	27%	21%	21%	27%	14%	23%
Very poor opinion (1)	24%	6%	8%	6%	8%	7%	10%
Mean	2,3	2,6	2,5	2,8	2,7	2,7	2,6
Not sure	7%	18%	41%	13%	12%	44%	23%







							
José Luis Rodríguez Zapatero (Spain)							Avge for 6 countries
<i>Unweighted Base</i>	1,045	1,034	1,087	1,052	1,007	1,032	6,257
Very good + Somewhat good opinion (4+3)	57%	36%	16%	65%	50%	20%	41%
Very good opinion (4)	10%	4%	2%	26%	17%	3%	10%
Somewhat good opinion (3)	47%	32%	15%	39%	33%	17%	31%
Very poor + Somewhat poor opinion (1+2)	10%	14%	13%	21%	42%	14%	19%
Somewhat poor opinion (2)	8%	12%	9%	14%	18%	9%	12%
Very poor opinion (1)	2%	2%	4%	7%	24%	4%	7%
Mean	3	2,8	2,5	3	2,5	2,6	2,7
Not sure	33%	50%	70%	15%	8%	66%	40%







							
Gordon Brown (Great Britain)							Avge for 6 countries
<i>Unweighted Base</i>	1,045	1,034	1,087	1,052	1,007	1,032	6,257
Very good + Somewhat good opinion (4+3)	41%	34%	33%	49%	42%	42%	40%
Very good opinion (4)	3%	2%	8%	7%	6%	9%	6%
Somewhat good opinion (3)	38%	33%	25%	42%	36%	34%	35%
Very poor + Somewhat poor opinion (1+2)	19%	26%	55%	20%	29%	12%	27%
Somewhat poor opinion (2)	16%	23%	31%	16%	23%	9%	20%
Very poor opinion (1)	3%	3%	24%	4%	6%	3%	7%
Mean	2,7	2,6	2,2	2,8	2,6	2,9	2,6
Not sure	41%	39%	12%	31%	29%	46%	33%







							
José Manuel Barroso (European Union)							Avge for 6 countries
<i>Unweighted Base</i>	1,045	1,034	1,087	1,052	1,007	1,032	6,257
Very good + Somewhat good opinion (4+3)	40%	46%	16%	52%	49%	20%	37%
Very good opinion (4)	7%	8%	2%	9%	8%	2%	6%
Somewhat good opinion (3)	34%	38%	14%	43%	42%	18%	32%
Very poor + Somewhat poor opinion (1+2)	13%	15%	19%	18%	22%	16%	17%
Somewhat poor opinion (2)	10%	12%	11%	12%	20%	8%	12%
Very poor opinion (1)	4%	3%	8%	5%	2%	7%	5%
Mean	2,8	2,8	2,3	2,8	2,8	2,4	2,7
Not sure	46%	38%	65%	31%	29%	64%	46%

The average is the arithmetical average of the 6 countries surveyed. Therefore, this average is not a survey result itself.







							
Ban Ki-moon (United Nations)							Avge for 6 countries
<i>Unweighted Base</i>	1,045	1,034	1,087	1,052	1,007	1,032	6,257
Very good + Somewhat good opinion (4+3)	43%	39%	29%	43%	41%	19%	36%
Very good opinion (4)	8%	10%	7%	11%	9%	3%	8%
Somewhat good opinion (3)	35%	29%	21%	32%	32%	16%	28%
Very poor + Somewhat poor opinion (1+2)	10%	13%	14%	15%	21%	25%	16%
Somewhat poor opinion (2)	8%	11%	10%	11%	15%	11%	11%
Very poor opinion (1)	2%	2%	4%	3%	6%	13%	5%
Mean	2.9	2.9	2.7	2.9	2.7	2.2	2.7
Not sure	47%	48%	57%	43%	38%	56%	48%







							
Luiz Inácio Lula da Silva (Brazil)							Avge for 6 countries
<i>Unweighted Base</i>	1,045	1,034	1,087	1,052	1,007	1,032	6,257
Very good + Somewhat good opinion (4+3)	32%	16%	9%	36%	50%	16%	27%
Very good opinion (4)	5%	1%	1%	6%	12%	3%	5%
Somewhat good opinion (3)	27%	15%	8%	29%	39%	13%	22%
Very poor + Somewhat poor opinion (1+2)	14%	24%	16%	22%	24%	18%	20%
Somewhat poor opinion (2)	12%	20%	9%	16%	17%	10%	14%
Very poor opinion (1)	2%	3%	7%	6%	6%	7%	5%
Mean	2.8	2.4	2.1	2.6	2.8	2.4	2.5
Not sure	54%	60%	75%	43%	26%	66%	54%







							
Silvio Berlusconi (Italy)							Avge for 6 countries
<i>Unweighted Base</i>	1,045	1,034	1,087	1,052	1,007	1,032	6,257
Very good + Somewhat good opinion (4+3)	9%	14%	16%	43%	20%	20%	20%
Very good opinion (4)	1%	2%	2%	17%	3%	3%	5%
Somewhat good opinion (3)	8%	12%	14%	26%	17%	16%	16%
Very poor + Somewhat poor opinion (1+2)	72%	67%	35%	50%	67%	17%	51%
Somewhat poor opinion (2)	33%	34%	21%	18%	37%	12%	26%
Very poor opinion (1)	39%	33%	13%	32%	30%	6%	26%
Mean	1.6	1.8	2.1	2.3	1.9	2.5	2.0
Not sure	19%	19%	50%	6%	13%	63%	28%







							
Vladimir Putin (Russia)							Avge for 6 countries
<i>Unweighted Base</i>	1,045	1,034	1,087	1,052	1,007	1,032	6,257
Very good + Somewhat good opinion (4+3)	8%	25%	13%	24%	15%	18%	17%
Very good opinion (4)	1%	6%	2%	3%	2%	3%	3%
Somewhat good opinion (3)	7%	19%	11%	20%	12%	15%	14%
Very poor + Somewhat poor opinion (1+2)	75%	60%	51%	60%	68%	52%	61%
Somewhat poor opinion (2)	33%	35%	29%	34%	40%	24%	33%
Very poor opinion (1)	42%	24%	21%	26%	27%	29%	28%
Mean	1.6	2.1	1.9	2	1.9	1.9	1.9
Not sure	17%	15%	37%	17%	18%	30%	22%

The average is the arithmetical average of the 6 countries surveyed. Therefore, this average is not a survey result itself.







							
Fidel Castro (Cuba)							Avge for 6 countries
<i>Unweighted Base</i>	1,045	1,034	1,087	1,052	1,007	1,032	6,257
Very good + Somewhat good opinion (4+3)	12%	21%	19%	25%	15%	8%	17%
Very good opinion (4)	1%	5%	4%	5%	3%	2%	3%
Somewhat good opinion (3)	10%	16%	15%	20%	12%	6%	13%
Very poor + Somewhat poor opinion (1+2)	65%	61%	47%	59%	74%	75%	64%
Somewhat poor opinion (2)	33%	37%	26%	33%	29%	22%	30%
Very poor opinion (1)	32%	23%	21%	26%	45%	53%	33%
Mean	1.8	2	2	2	1.7	1.5	1.8
Not sure	23%	19%	34%	16%	11%	17%	20%







							
Hugo Chávez (Venezuela)							Avge for 6 countries
<i>Unweighted Base</i>	1,045	1,034	1,087	1,052	1,007	1,032	6,257
Very good + Somewhat good opinion (4+3)	31%	14%	10%	22%	11%	9%	16%
Very good opinion (4)	3%	2%	1%	4%	3%	1%	2%
Somewhat good opinion (3)	27%	12%	9%	18%	9%	8%	14%
Very poor + Somewhat poor opinion (1+2)	35%	36%	22%	44%	79%	56%	45%
Somewhat poor opinion (2)	25%	22%	13%	24%	24%	15%	21%
Very poor opinion (1)	10%	14%	9%	20%	55%	41%	25%
Mean	2.4	2	2.1	2.1	1.5	1.5	1.9
Not sure	34%	51%	67%	34%	10%	35%	39%

							
George W. Bush (USA)							Avge for 6 countries
<i>Unweighted Base</i>	1,045	1,034	1,087	1,052	1,007	1,032	6,257
Very good + Somewhat good opinion (4+3)	5%	8%	16%	22%	10%	34%	16%
Very good opinion (4)	1%	2%	3%	4%	2%	15%	5%
Somewhat good opinion (3)	4%	6%	13%	18%	8%	19%	11%
Very poor + Somewhat poor opinion (1+2)	86%	86%	71%	77%	82%	60%	76%
Somewhat poor opinion (2)	25%	26%	27%	27%	19%	20%	24%
Very poor opinion (1)	61%	60%	44%	44%	63%	40%	52%
Mean	1.4	1.5	1.7	1.8	1.4	2.1	1.7
Not sure	9%	6%	13%	7%	8%	6%	8%







							
Dmitri Medvedev (Russia)							Avge for 6 countries
<i>Unweighted Base</i>	1,045	1,034	1,087	1,052	1,007	1,032	6,257
Very good + Somewhat good opinion (4+3)	7%	18%	9%	14%	13%	10%	12%
Very good opinion (4)	1%	2%	1%	2%	2%	1%	2%
Somewhat good opinion (3)	6%	15%	7%	12%	11%	9%	10%
Very poor + Somewhat poor opinion (1+2)	59%	51%	34%	45%	51%	40%	47%
Somewhat poor opinion (2)	35%	34%	21%	31%	35%	22%	30%
Very poor opinion (1)	24%	17%	13%	15%	16%	18%	17%
Mean	1.8	2	1.9	2	2	1.9	1.9
Not sure	34%	31%	57%	41%	36%	50%	42%

The average is the arithmetical average of the 6 countries surveyed. Therefore, this average is not a survey result itself.

							
Hu Jintao (China)							Avge for 6 countries
<i>Unweighted Base</i>	1,045	1,034	1,087	1,052	1,007	1,032	6,257
Very good + Somewhat good opinion (4+3)	7%	8%	10%	10%	16%	10%	10%
Very good opinion (4)	1%	1%	2%	2%	1%	1%	1%
Somewhat good opinion (3)	6%	8%	8%	8%	16%	9%	9%
Very poor + Somewhat poor opinion (1+2)	58%	54%	29%	53%	49%	41%	47%
Somewhat poor opinion (2)	29%	34%	18%	30%	29%	24%	27%
Very poor opinion (1)	29%	20%	11%	23%	20%	17%	20%
Mean	1,7	1,8	2	1,8	1,9	1,9	1,9
Not sure	35%	38%	61%	37%	35%	49%	43%

							
Bashar al-Assad (Syria)							Avge for 6 countries
<i>Unweighted Base</i>	1,045	1,034	1,087	1,052	1,007	1,032	6,257
Very good + Somewhat good opinion (4+3)	7%	9%	7%	15%	14%	6%	10%
Very good opinion (4)	*	1%	1%	1%	2%	1%	1%
Somewhat good opinion (3)	7%	8%	7%	14%	12%	6%	9%
Very poor + Somewhat poor opinion (1+2)	47%	36%	23%	34%	41%	36%	36%
Somewhat poor opinion (2)	29%	25%	15%	23%	28%	17%	23%
Very poor opinion (1)	18%	11%	9%	11%	13%	19%	14%
Mean	1,8	2	2	2,1	2,1	1,7	2,0
Not sure	46%	55%	69%	51%	45%	57%	54%

*: less than 0,5%

							
Mahmoud Ahmadinejad (Iran)							Avge for 6 countries
<i>Unweighted Base</i>	1,045	1,034	1,087	1,052	1,007	1,032	6,257
Very good + Somewhat good opinion (4+3)	5%	8%	7%	6%	9%	5%	7%
Very good opinion (4)	*	2%	2%	2%	2%	1%	2%
Somewhat good opinion (3)	4%	6%	5%	5%	7%	5%	5%
Very poor + Somewhat poor opinion (1+2)	57%	58%	40%	63%	60%	61%	57%
Somewhat poor opinion (2)	24%	24%	18%	21%	28%	16%	22%
Very poor opinion (1)	33%	34%	22%	43%	31%	46%	35%
Mean	1,5	1,6	1,7	1,5	1,7	1,4	1,6
Not sure	38%	35%	53%	30%	31%	33%	37%







*: less than 0,5%







The average is the arithmetical average of the 6 countries surveyed. Therefore, this average is not a survey result itself.







APPENDIX 2: INFLUENCE DETAILED PER COUNTRY







For each of the following international personalities, how much influence do you think they have at an international level?

Base : All respondents







							
George W. Bush (USA)							Avge for 6 countries
<i>Unweighted Base</i>	1,045	1,034	1,087	1,052	1,007	1,032	6,257
A great deal of influence + Some influence (4+3)	66%	69%	68%	75%	77%	64%	70%
A great deal of influence (4)	40%	46%	50%	61%	61%	35%	49%
Some influence (3)	26%	23%	18%	14%	16%	29%	21%
Not influence at all + Just a little influence (1+2)	18%	19%	12%	14%	11%	22%	16%
Just a little influence (2)	11%	9%	7%	6%	5%	13%	9%
No influence at all (1)	7%	10%	5%	8%	6%	9%	8%
Moyenne	3,2	3,2	3,4	3,4	3,5	3,1	3,3
Not sure	16%	12%	20%	11%	11%	14%	14%







							
Vladimir Putin (Russia)							Avge for 6 countries
<i>Unweighted Base</i>	1,045	1,034	1,087	1,052	1,007	1,032	6,257
A great deal of influence + Some influence (4+3)	68%	71%	53%	74%	63%	51%	63%
A great deal of influence (4)	28%	38%	24%	49%	25%	22%	31%
Some influence (3)	40%	33%	29%	25%	38%	29%	32%
Not influence at all + Just a little influence (1+2)	13%	14%	12%	12%	21%	17%	15%
Just a little influence (2)	11%	12%	8%	8%	16%	12%	11%
No influence at all (1)	2%	2%	4%	4%	5%	5%	4%
Moyenne	3,1	3,3	3,1	3,4	3	3	3,2
Not sure	19%	15%	34%	14%	15%	31%	21%







							
Angela Merkel (Germany)							Avge for 6 countries
<i>Unweighted Base</i>	1,045	1,034	1,087	1,052	1,007	1,032	6,257
A great deal of influence + Some influence (4+3)	66%	70%	38%	72%	77%	34%	60%
A great deal of influence (4)	17%	29%	8%	29%	35%	7%	21%
Some influence (3)	49%	41%	30%	43%	42%	27%	39%
Not influence at all + Just a little influence (1+2)	16%	18%	19%	14%	10%	21%	16%
Just a little influence (2)	14%	15%	14%	10%	8%	17%	13%
No influence at all (1)	2%	3%	5%	4%	2%	4%	3%
Moyenne	3	3,1	2,7	3,1	3,3	2,7	3,0
Not sure	18%	11%	42%	15%	14%	45%	24%







							
Nicolas Sarkozy (France)							Avge for 6 countries
<i>Unweighted Base</i>	1,045	1,034	1,087	1,052	1,007	1,032	6,257
A great deal of influence + Some influence (4+3)	61%	61%	41%	71%	78%	38%	58%
A great deal of influence (4)	17%	18%	8%	29%	37%	8%	20%
Some influence (3)	44%	43%	33%	42%	41%	30%	39%
Not influence at all + Just a little influence (1+2)	27%	20%	22%	18%	11%	22%	20%
Just a little influence (2)	22%	18%	16%	14%	9%	16%	16%
No influence at all (1)	5%	2%	6%	4%	2%	6%	4%
Moyenne	2,8	2,9	2,7	3,1	3,3	2,7	2,9
Not sure	12%	19%	37%	11%	11%	40%	22%

The average is the arithmetical average of the 6 countries surveyed. Therefore, this average is not a survey result itself.







							
Gordon Brown (Great Britain)							Avg for 6 countries
<i>Unweighted Base</i>	1,045	1,034	1,087	1,052	1,007	1,032	6,257
A great deal of influence + Some influence (4+3)	47%	42%	55%	60%	65%	47%	53%
A great deal of influence (4)	7%	10%	21%	17%	22%	16%	16%
Some influence (3)	40%	32%	34%	43%	43%	31%	37%
Not influence at all + Just a little influence (1+2)	25%	29%	25%	18%	15%	14%	21%
Just a little influence (2)	22%	24%	16%	14%	12%	11%	17%
No influence at all (1)	3%	5%	9%	4%	3%	3%	5%
Moyenne	2,7	2,7	2,8	2,9	3	3	2,9
Not sure	28%	28%	20%	22%	19%	39%	26%







							
Hu Jintao (China)							Avg for 6 countries
<i>Unweighted Base</i>	1,045	1,034	1,087	1,052	1,007	1,032	6,257
A great deal of influence + Some influence (4+3)	58%	52%	43%	58%	56%	47%	52%
A great deal of influence (4)	23%	20%	20%	32%	21%	22%	23%
Some influence (3)	35%	32%	23%	26%	35%	25%	29%
Not influence at all + Just a little influence (1+2)	14%	17%	14%	15%	18%	14%	15%
Just a little influence (2)	11%	14%	10%	10%	13%	10%	11%
No influence at all (1)	3%	3%	4%	5%	5%	4%	4%
Moyenne	3,1	3	3	3,1	3	3	3,0
Not sure	29%	32%	43%	27%	26%	38%	33%







							
Tony Blair (Great Britain)							Avg for 6 countries
<i>Unweighted Base</i>	1,045	1,034	1,087	1,052	1,007	1,032	6,257
A great deal of influence + Some influence (4+3)	40%	47%	35%	60%	61%	50%	49%
A great deal of influence (4)	7%	11%	10%	24%	20%	19%	15%
Some influence (3)	33%	36%	25%	36%	41%	31%	34%
Not influence at all + Just a little influence (1+2)	41%	38%	42%	28%	26%	25%	33%
Just a little influence (2)	33%	26%	24%	18%	19%	17%	23%
No influence at all (1)	8%	12%	18%	10%	7%	8%	11%
Moyenne	2,5	2,5	2,3	2,8	2,8	2,8	2,6
Not sure	19%	16%	23%	12%	13%	25%	18%







							
José Manuel Barroso (European Union)							Avg for 6 countries
<i>Unweighted Base</i>	1,045	1,034	1,087	1,052	1,007	1,032	6,257
A great deal of influence + Some influence (4+3)	45%	51%	38%	58%	58%	35%	48%
A great deal of influence (4)	10%	13%	12%	23%	17%	11%	14%
Some influence (3)	35%	38%	26%	35%	41%	24%	33%
Not influence at all + Just a little influence (1+2)	23%	20%	18%	19%	21%	19%	20%
Just a little influence (2)	19%	16%	12%	13%	17%	14%	15%
No influence at all (1)	4%	4%	6%	6%	4%	5%	5%
Moyenne	2,7	2,9	2,8	3	2,9	2,8	2,9
Not sure	32%	29%	44%	22%	21%	46%	32%

The average is the arithmetical average of the 6 countries surveyed. Therefore, this average is not a survey result itself.







							
Pope Benedict XVI							Avg for 6 countries
<i>Unweighted Base</i>	1,045	1,034	1,087	1,052	1,007	1,032	6,257
A great deal of influence + Some influence (4+3)	30%	41%	33%	67%	53%	52%	46%
A great deal of influence (4)	8%	13%	12%	39%	20%	20%	19%
Some influence (3)	22%	28%	21%	28%	33%	32%	27%
Not influence at all + Just a little influence (1+2)	52%	46%	38%	23%	35%	26%	37%
Just a little influence (2)	34%	32%	23%	15%	20%	18%	24%
No influence at all (1)	18%	14%	15%	8%	15%	8%	13%
Moyenne	2,2	2,5	2,4	3,1	2,7	2,8	2,6
Not sure	18%	13%	29%	10%	12%	22%	17%







							
Ban Ki-moon (United Nations)							Avg for 6 countries
<i>Unweighted Base</i>	1,045	1,034	1,087	1,052	1,007	1,032	6,257
A great deal of influence + Some influence (4+3)	41%	41%	41%	50%	52%	36%	44%
A great deal of influence (4)	11%	12%	16%	21%	17%	12%	15%
Some influence (3)	30%	29%	25%	29%	35%	24%	29%
Not influence at all + Just a little influence (1+2)	26%	25%	19%	23%	26%	22%	24%
Just a little influence (2)	23%	20%	14%	15%	18%	14%	17%
No influence at all (1)	3%	5%	5%	8%	8%	8%	6%
Moyenne	2,7	2,7	2,8	2,9	2,8	2,7	2,8
Not sure	33%	33%	40%	27%	22%	41%	33%







							
Dmitri Medvedev (Russia)							Avg for 6 countries
<i>Unweighted Base</i>	1,045	1,034	1,087	1,052	1,007	1,032	6,257
A great deal of influence + Some influence (4+3)	42%	53%	37%	44%	45%	39%	43%
A great deal of influence (4)	10%	19%	11%	15%	12%	13%	13%
Some influence (3)	32%	34%	26%	29%	33%	26%	30%
Not influence at all + Just a little influence (1+2)	31%	24%	17%	27%	31%	21%	25%
Just a little influence (2)	24%	20%	12%	19%	23%	15%	19%
No influence at all (1)	7%	4%	5%	8%	8%	6%	6%
Moyenne	2,6	2,9	2,8	2,7	2,6	2,8	2,7
Not sure	26%	23%	46%	30%	24%	41%	32%







							
Silvio Berlusconi (Italy)							Avg for 6 countries
<i>Unweighted Base</i>	1,045	1,034	1,087	1,052	1,007	1,032	6,257
A great deal of influence + Some influence (4+3)	30%	34%	26%	54%	54%	22%	37%
A great deal of influence (4)	2%	6%	2%	19%	10%	3%	7%
Some influence (3)	28%	28%	24%	35%	44%	19%	30%
Not influence at all + Just a little influence (1+2)	47%	44%	32%	39%	33%	28%	37%
Just a little influence (2)	39%	38%	23%	20%	25%	22%	28%
No influence at all (1)	8%	6%	9%	19%	8%	6%	9%
Moyenne	2,3	2,4	2,3	2,6	2,6	2,4	2,4
Not sure	22%	21%	42%	8%	13%	49%	26%

The average is the arithmetical average of the 6 countries surveyed. Therefore, this average is not a survey result itself.







							
The Dalai Lama							Avg for 6 countries
<i>Unweighted Base</i>	1,045	1,034	1,087	1,052	1,007	1,032	6,257
A great deal of influence + Some influence (4+3)	35%	34%	26%	51%	42%	37%	38%
A great deal of influence (4)	10%	11%	7%	20%	12%	12%	12%
Some influence (3)	25%	23%	19%	31%	30%	25%	26%
Not influence at all + Just a little influence (1+2)	49%	50%	40%	37%	43%	35%	42%
Just a little influence (2)	35%	35%	23%	23%	30%	24%	28%
No influence at all (1)	14%	15%	17%	14%	13%	11%	14%
Moyenne	2,4	2,4	2,2	2,7	2,5	2,5	2,5
Not sure	16%	16%	34%	12%	16%	28%	20%







							
José Luis Rodríguez Zapatero (Spain)							Avg for 6 countries
<i>Unweighted Base</i>	1,045	1,034	1,087	1,052	1,007	1,032	6,257
A great deal of influence + Some influence (4+3)	36%	26%	21%	57%	38%	24%	34%
A great deal of influence (4)	5%	2%	3%	16%	5%	3%	6%
Some influence (3)	31%	24%	18%	41%	33%	21%	28%
Not influence at all + Just a little influence (1+2)	37%	38%	29%	28%	52%	27%	35%
Just a little influence (2)	33%	31%	20%	20%	31%	20%	26%
No influence at all (1)	4%	7%	9%	8%	21%	7%	9%
Moyenne	2,5	2,3	2,3	2,8	2,3	2,4	2,4
Not sure	27%	36%	50%	16%	10%	50%	32%







							
Mahmoud Ahmadinejad (Iran)							Avg for 6 countries
<i>Unweighted Base</i>	1,045	1,034	1,087	1,052	1,007	1,032	6,257
A great deal of influence + Some influence (4+3)	27%	25%	26%	46%	33%	38%	33%
A great deal of influence (4)	5%	6%	8%	19%	6%	13%	10%
Some influence (3)	22%	19%	18%	27%	27%	25%	23%
Not influence at all + Just a little influence (1+2)	37%	42%	28%	29%	40%	30%	34%
Just a little influence (2)	26%	31%	20%	18%	29%	20%	24%
No influence at all (1)	11%	11%	8%	11%	11%	10%	10%
Moyenne	2,3	2,3	2,5	2,7	2,4	2,6	2,5
Not sure	36%	32%	45%	24%	26%	32%	33%

							
Hugo Chávez (Venezuela)							Avg for 6 countries
<i>Unweighted Base</i>	1,045	1,034	1,087	1,052	1,007	1,032	6,257
A great deal of influence + Some influence (4+3)	24%	11%	14%	28%	33%	32%	24%
A great deal of influence (4)	2%	1%	2%	5%	6%	7%	4%
Some influence (3)	22%	10%	12%	23%	27%	25%	20%
Not influence at all + Just a little influence (1+2)	47%	51%	35%	44%	54%	35%	44%
Just a little influence (2)	38%	34%	22%	28%	32%	23%	30%
No influence at all (1)	9%	17%	13%	16%	22%	12%	15%
Moyenne	2,2	1,9	2,1	2,2	2,2	2,4	2,2
Not sure	30%	39%	51%	28%	13%	34%	33%

The average is the arithmetical average of the 6 countries surveyed. Therefore, this average is not a survey result itself.

							
Fidel Castro (Cuba)							Avge for 6 countries
<i>Unweighted Base</i>	1,045	1,034	1,087	1,052	1,007	1,032	6,257
A great deal of influence + Some influence (4+3)	15%	16%	18%	31%	24%	22%	21%
A great deal of influence (4)	2%	2%	5%	8%	7%	5%	5%
Some influence (3)	13%	14%	13%	23%	17%	17%	16%
Not influence at all + Just a little influence (1+2)	63%	63%	45%	55%	63%	54%	57%
Just a little influence (2)	37%	37%	23%	30%	34%	26%	31%
No influence at all (1)	26%	26%	22%	25%	29%	28%	26%
Moyenne	1,9	1,9	2	2,2	2	2	2,0
Not sure	22%	21%	38%	14%	13%	25%	22%

							
Luiz Inácio Lula da Silva (Brazil)							Avge for 6 countries
<i>Unweighted Base</i>	1,045	1,034	1,087	1,052	1,007	1,032	6,257
A great deal of influence + Some influence (4+3)	17%	13%	15%	27%	37%	18%	21%
A great deal of influence (4)	1%	1%	2%	5%	6%	2%	3%
Some influence (3)	16%	12%	13%	22%	31%	16%	18%
Not influence at all + Just a little influence (1+2)	43%	45%	32%	41%	45%	31%	40%
Just a little influence (2)	34%	33%	20%	27%	37%	22%	29%
No influence at all (1)	9%	12%	12%	14%	8%	9%	11%
Moyenne	2,1	2	2,1	2,3	2,4	2,2	2,2
Not sure	39%	41%	54%	33%	18%	51%	39%

							
Bachar al-Assad (Syria)							Avge for 6 countries
<i>Unweighted Base</i>	1,045	1,034	1,087	1,052	1,007	1,032	6,257
A great deal of influence + Some influence (4+3)	21%	10%	19%	25%	22%	23%	20%
A great deal of influence (4)	3%	1%	3%	6%	4%	4%	4%
Some influence (3)	18%	9%	16%	19%	18%	19%	17%
Not influence at all + Just a little influence (1+2)	41%	49%	30%	37%	46%	32%	39%
Just a little influence (2)	31%	34%	18%	24%	32%	21%	27%
No influence at all (1)	10%	15%	12%	13%	14%	11%	13%
Moyenne	2,2	2	2,2	2,3	2,2	2,3	2,2
Not sure	38%	41%	51%	38%	32%	45%	41%

The average is the arithmetical average of the 6 countries surveyed. Therefore, this average is not a survey result itself.

About Harris Interactive

Harris Interactive is a global leader in custom market research. With a long and rich history in multimodal research, powered by our science and technology, we assist clients in achieving business results. Harris Interactive serves clients globally through our North American, European and Asian offices and a network of independent market research firms. For more information, please visit: www.harrisinteractive.com.

Press contacts

Harris Interactive en France:

Laurence Lavernhe - Tel: 01 44 87 60 94- llavernhe@harrisinteractive.fr

Harris Interactive Corporate Communications:

Office: +1 (585) 214-7479

press@harrisinteractive.net

The average is the arithmetical average of the 6 countries surveyed. Therefore, this average is not a survey result itself.