



Paris, **April 23rd** 2010

« World Leaders » Opinion Barometer Wave 6 – April 2010

Barack Obama and the Dalai Lama at the top
Angela Merkel in decrease but still leader amongst the Europeans
Benedict XVI keeps strongly decreasing
Nicolas Sarkozy severely criticised on his personality

A **Harris Interactive** exclusive poll, in partnership with leading international news channel **FRANCE 24** and **RFI**, the French international news radio in 12 languages.

The latest edition of the international « World Leaders » barometer full of new information:

- ♦ **Barack OBAMA and the Dalai LAMA** remain the most popular leaders.
- ♦ **Angela MERKEL** faces the first decrease in her popularity but is still seen as a strong leader.
- ♦ **Hillary CLINTON**, new in this barometer, starts at an excellent level.
- ♦ **Nicolas SARKOZY and Gordon BROWN** don't succeed in turning their popularity around.
- ♦ Pope **Benedict XVI**, who moved up in the public opinion at the end of 2009, sees today his popularity in trouble again.

The analysis of the perception of the leaders presented (Barack OBAMA, Dalai LAMA, Angela MERKEL, Hillary CLINTON, Benedict XVI, Nicolas SAKOZY) shows 2 leaders in a difficult position :

- ♦ **Benedict XVI**, considered as neither dynamic nor charismatic and at a small degree not honest nor reassuring.
- ♦ **Nicolas SARKOZY**, although considered as dynamic, has a problem with his image: he is perceived by a majority as not reassuring, not honest, not close to people and in lower proportion less serious than the other leaders.

Results to be released on FRANCE 24 in “The world this week” on April, 23rd, 2010.

Methodology

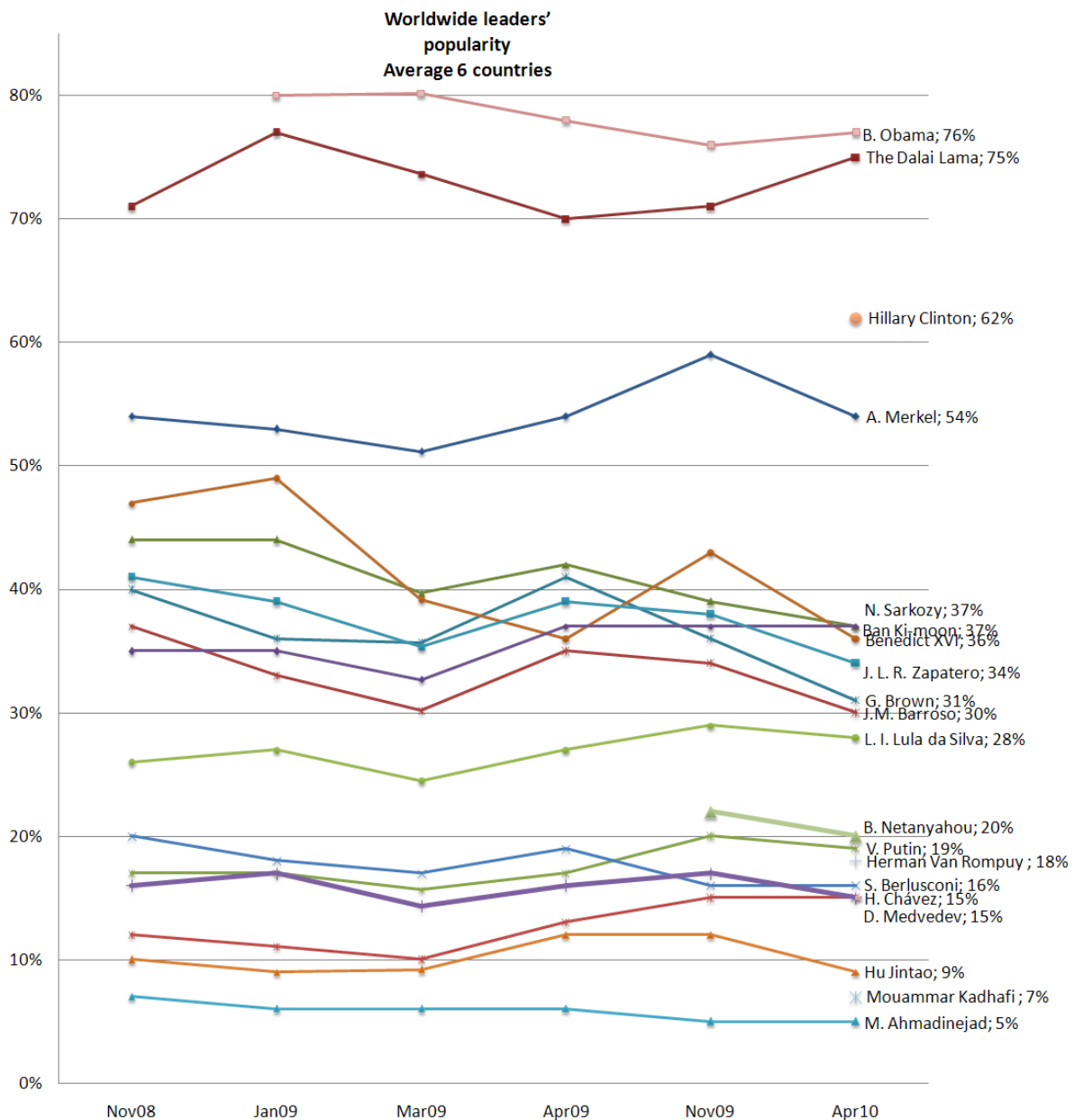
The latest poll was conducted online by Harris Interactive, in partnership with FRANCE 24 and The International Herald Tribune, among a total of 6,135 adults (aged 16-64) within France, Germany, Great Britain, Spain and the United-States; and adults (aged 18-64) in Italy, from 31st March to 12th April 2010. The data were weighted, where necessary, by age, gender, education, region and Internet usage to make it representative of the general population profile for each country. Propensity score weighting was applied to adjust for respondents' propensity to be online.

Please note that any communication of these results has to be made with technical elements such as: survey methodology, fieldwork dates, name of the agency, sample size.

The average is the arithmetical average of the 6 countries surveyed. Therefore, this average is not a survey result itself.

WORLDWIDE LEADERS' POPULARITY

Hillary CLINTON, added to the list this wave, starts at a high position in the worldwide leaders' hierarchy. Angela MERKEL, has dropped this wave, but remains by far the most popular European leader. The other European leaders have all declined globally as has Benedict XVI, thanks, in part to the difficult situation the Vatican is currently in.



The average is the arithmetical average of the 6 countries surveyed. Therefore, this average is not a survey result itself.

Popularity : Detail by country and evolutions in changes since the previous wave

Barack OBAMA maintains extremely high scores in Europe with a lower score in the U.S..















Pope Benedict XVI knows a significant decrease, especially in Germany and the United States.

Hillary CLINTON, new in this ranking, appears in a strong position across all countries and has the same position as Barack OBAMA in the United States.

The main European leaders have all declined since November 2009.

For each of the following people, please indicate whether you have a very good, somewhat good, somewhat poor or a very poor opinion of that person.

Base : All respondents

Rank	Popularity opinion Very good + Somewhat good opinion	French		German		British		Italian		Spanish		American		Avge for 6 countries	
															
Apr'09	Unweighted Base	1,071	***	1,015	***	1,030	***	1,007	***	993	***	1,019	***	6,135	***
1	Barack Obama (USA)	86%	4%	81%	0%	69%	-3%	88%	0%	82%	3%	57%	4%	77%	1%
2	The Dalai Lama	78%	1%	77%	5%	57%	-1%	86%	3%	80%	4%	72%	14%	75%	4%
4	Hillary Clinton (USA)	69%	*	63%	*	49%	*	73%	*	58%	*	57%	*	62%	*
3	Angela Merkel (Germany)	71%	0%	54%	-9%	30%	-10%	72%	-9%	64%	-2%	34%	0%	54%	-5%
5	Nicolas Sarkozy (France)	31%	-3%	32%	-4%	30%	0%	44%	-15%	52%	4%	35%	6%	37%	-2%
6	Ban Ki-moon (United Nations)	42%	-2%	40%	2%	30%	-1%	46%	-1%	44%	-1%	19%	0%	37%	0%
7	Pope Benedict XVI	22%	-5%	38%	-14%	28%	-8%	52%	-2%	34%	0%	39%	-15%	36%	-7%
8	José Luis Rodríguez Zapatero (Spain)	55%	2%	25%	-7%	15%	-2%	55%	-2%	38%	-10%	16%	-4%	34%	-4%
9	Gordon Brown (Grande-Bretagne)	36%	-1%	25%	-5%	20%	-3%	42%	-8%	32%	-6%	31%	-5%	31%	-5%
10	José Manuel Barroso (European Union)	31%	0%	34%	-6%	13%	-1%	49%	-5%	43%	-3%	11%	-8%	30%	-4%
11	Luiz Inácio Lula da Silva (Brazil)	36%	-1%	19%	0%	11%	1%	34%	-5%	53%	-4%	14%	-3%	28%	-1%
12	Benyamin Netanyahu (Israel)	12%	-6%	16%	-1%	13%	-1%	29%	-2%	17%	0%	34%	-1%	20%	-2%
13	Vladimir Putin (Russia)	9%	-1%	24%	1%	17%	2%	24%	-10%	20%	4%	19%	-3%	19%	-1%
14	Herman Van Rompuy (European Council)	17%	*	21%	*	11%	*	22%	*	27%	*	9%	*	18%	*
15	Silvio Berlusconi (Italy)	6%	1%	11%	4%	13%	3%	38%	-1%	14%	2%	16%	-6%	16%	0%
16	Hugo Chávez (Venezuela)	25%	-2%	14%	1%	10%	-3%	19%	-7%	10%	-1%	10%	0%	15%	-2%
17	Dmitri Medvedev (Russy)	12%	2%	20%	0%	11%	1%	17%	-5%	15%	0%	15%	-1%	15%	0%
8	Mahmoud Abbas (Palestinian Authority)	19%	*	14%	*	11%	*	20%	*	17%	*	9%	*	15%	*
19	Hu Jintao (China)	7%	-2%	8%	-3%	9%	-1%	12%	-5%	10%	-6%	9%	-4%	9%	-3%
20	Mouammar Kadhafi (Libya)	2%	*	9%	*	9%	*	8%	*	9%	*	4%	*	7%	*
21	Mahmoud Ahmadinejad (Iran)	3%	0%	7%	1%	6%	1%	7%	0%	6%	-1%	4%	-1%	5%	0%

* : added in april 2010

*** : Evolution compared to previous wave (November 2009)

The average is the arithmetical average of the 6 countries surveyed. Therefore, this average is not a survey result itself.

Popularity: Results and rankings by country

The following table shows scores for each country and the ranking of the leaders in each of these countries.

Angela MERKEL is the only European leader who is in the top three in her own country. The others are between the 8th and 11th position in their respective countries.

For each of the following people, please indicate whether you have a very good, somewhat good, somewhat poor or a very poor opinion of that person.

Base : All respondents

Rank					Popularity ranking - Top 10 per country	French		German		British		Italian		Spanish		American		Avg for 6 countries	
Nov'08	Jan'09	Mar'09	Apr'09	Nov'09	Unweighted Base	1,071	***	1,015	***	1,030	***	1,007	***	993	***	1,019	***	6,135	***
	1	1	1	1	Barack Obama (USA)	86%	1	81%	1	69%	1	88%	1	82%	1	57%	2	77%	1
1	2	2	2	2	The Dalai Lama	78%	2	77%	2	57%	2	86%	2	80%	2	72%	1	75%	2
				*	Hillary Clinton (USA)	69%	4	43%	4	49%	3	73%	3	58%	4	57%	2	62%	3
2	3	3	3	3	Angela Merkel (Germany)	71%	3	54%	3	30%	4	72%	4	64%	3	34%	6	54%	4
5	6	5	5	6	Nicolas Sarkozy (France)	31%	9	32%	8	30%	4	44%	9	52%	6	35%	5	37%	5
9	9	9	8	8	Ban Ki-moon (United Nations)	42%	6	40%	5	30%	4	46%	8	44%	7	19%	9	37%	5
4	5	6	9	5	Pope Benedict XVI	22%	12	38%	6	28%	7	52%	6	34%	10	39%	4	36%	7
6	7	8	7	7	José Luis Rodríguez Zapatero (Spain)	55%	5	25%	9	15%	10	55%	5	38%	9	16%	11	34%	8
7	8	7	6	9	Gordon Brown (Great Britain)	36%	7	25%	9	20%	8	42%	10	32%	11	31%	8	31%	9
8	10	10	10	10	José Manuel Barroso (European Union)	31%	9	34%	7	13%	11	49%	7	43%	8	11%	15	30%	10
10	11	11	11	11	Luiz Inácio Lula da Silva (Brazil)	36%	7	19%	14	11%	14	34%	12	53%	5	14%	14	28%	11
				12	Benyamin Netanyahu (Israel)	12%	15	16%	15	13%	11	29%	13	17%	14	34%	6	20%	12
12	15	14	13	13	Vladimir Poutine (Russia)	9%	17	24%	11	17%	9	24%	14	20%	13	19%	9	19%	13
				*	Herman Van Rompuy (European Council)	17%	14	21%	12	11%	14	22%	15	27%	12	9%	17	18%	14
11	12	12	12	16	Silvio Berlusconi (Italy)	6%	19	11%	18	13%	11	38%	11	14%	17	16%	11	16%	15
14	14	15	15	14	Hugo Chávez (Venezuela)	25%	11	14%	16	10%	18	19%	17	10%	18	10%	16	15%	16
16	16	16	16	17	Dmitri Medvedev (Russia)	12%	15	20%	13	11%	14	17%	18	15%	16	15%	13	15%	16
				*	Mahmoud Abbas (Palestinian Authority)	19%	13	14%	16	11%	14	20%	16	17%	14	9%	17	15%	16
17	17	17	17	18	Hu Jintao (China)	7%	18	8%	20	9%	19	12%	19	10%	18	9%	17	9%	19
				*	Mouammar Kadhafi (Libya)	2%	21	9%	19	9%	19	8%	20	9%	20	4%	20	7%	20
19	19	19	19	21	Mahmoud Ahmadinejad (Iran)	3%	20	7%	21	6%	21	7%	21	6%	21	4%	20	5%	21
Means						32%		29%		22%		40%		35%		24%		30%	

* : added in april 2010

*** : Evolution compared to previous wave (November 2009)

The average is the arithmetical average of the 6 countries surveyed. Therefore, this average is not a survey result itself.

LEADERS' PERCEPTION: QUALIFIERS

Benedict XVI and Nicolas SARKOZY have trouble with their image amongst Europeans. The results are particularly difficult for Nicolas SARKOZY on items such as “Reassuring”, “Close to people”; and “Honest”. Conversely, he is considered as more “dynamic” than the other leaders rated. Barack OBAMA gets very high scores on all items presented. The situation is the same for the Dalai Lama, except on the “dynamic” item. Angela MERKEL probably owes her popularity to her integrity: she is considered as “serious”, “honest” and “reassuring”. Hillary CLINTON seems to rate highly thanks to the combination of dynamism and seriousness.







Arithmetic mean for 6 countries
Correspond well







	Serious	Honest	Dynamic	Close to people	Charismatic	Reassuring
The Dalai Lama	88%	91%	50%	86%	83%	89%
Angela Merkel (Germany)	87%	69%	56%	48%	46%	60%
Barack Obama (USA)	84%	79%	88%	84%	90%	76%
Hillary Clinton (USA)	80%	56%	73%	56%	60%	52%
Pope Benedict XVI	75%	45%	20%	43%	34%	45%
Nicolas Sarkozy (France)	53%	35%	70%	37%	59%	29%
Average for 6 leaders	78%	63%	60%	59%	62%	59%







Detail per country :

Among the following terms, what are those that correspond well or bad to [leader]?







Base : Has an opinion on the leader







	French	German	British	Italian	Spanish	American	
Serious - Correspond well							Avge for 6 countries
Unweighted Base - Have an opinion on the leader	891 to 968	785 to 922	493 to 836	860 to 961	851 to 933	412 to 960	4432 to 5579
The Dalai Lama	94%	86%	80%	95%	78%	91%	88%
Angela Merkel (Germany)	95%	79%	79%	94%	83%	90%	87%
Barack Obama (USA)	95%	85%	84%	92%	71%	76%	84%
Hillary Clinton (USA)	88%	81%	77%	85%	64%	86%	80%
Pope Benedict XVI	60%	77%	80%	78%	68%	87%	75%
Nicolas Sarkozy (France)	53%	44%	51%	56%	50%	66%	53%







	French	German	British	Italian	Spanish	American	
Honest - Correspond well							Avge for 6 countries
Unweighted Base - Have an opinion on the leader	891 to 968	785 to 922	493 to 836	860 to 961	851 to 933	412 to 960	4432 to 5579
The Dalai Lama	94%	88%	85%	95%	91%	94%	91%
Barack Obama (USA)	90%	78%	83%	89%	82%	55%	79%
Angela Merkel (Germany)	82%	43%	65%	86%	68%	74%	69%
Hillary Clinton (USA)	63%	53%	50%	66%	51%	49%	56%
Pope Benedict XVI	37%	39%	47%	61%	37%	49%	45%
Nicolas Sarkozy (France)	30%	19%	30%	50%	38%	45%	35%

	French	German	British	Italian	Spanish	American	
Dynamic - Correspond well							Avge for 6 countries
Unweighted Base - Have an opinion on the leader	891 to 968	785 to 922	493 to 836	860 to 961	851 to 933	412 to 960	4432 to 5579
Barack Obama (USA)	95%	91%	84%	94%	89%	76%	88%
Angela Merkel (Germany)	68%	35%	47%	67%	58%	62%	56%
Nicolas Sarkozy (France)	83%	63%	46%	72%	72%	73%	70%
The Dalai Lama	41%	37%	45%	58%	53%	69%	50%
Hillary Clinton (USA)	83%	73%	66%	81%	68%	66%	73%
Pope Benedict XVI	9%	14%	19%	23%	23%	36%	20%

The average is the arithmetical average of the 6 countries surveyed. Therefore, this average is not a survey result itself.

	French	German	British	Italian	Spanish	American	
							Avge for 6 countries
Close to people - Correspond well							
<i>Unweighted Base - Have an opinion on the leader</i>	891 to 968	785 to 922	493 to 836	860 to 961	851 to 933	412 to 960	4432 to 5579
Barack Obama (USA)	87%	89%	82%	96%	90%	61%	84%
Angela Merkel (Germany)	50%	42%	38%	64%	40%	52%	48%
Nicolas Sarkozy (France)	20%	39%	42%	34%	46%	46%	37%
The Dalai Lama	86%	86%	81%	89%	83%	88%	86%
Hillary Clinton (USA)	52%	63%	58%	62%	58%	46%	56%
Pope Benedict XVI	27%	49%	45%	47%	38%	52%	43%

	French	German	British	Italian	Spanish	American	
							Avge for 6 countries
Charismatic - Correspond well							
<i>Unweighted Base - Have an opinion on the leader</i>	891 to 968	785 to 922	493 to 836	860 to 961	851 to 933	412 to 960	4432 to 5579
Barack Obama (USA)	92%	87%	91%	93%	91%	85%	90%
Angela Merkel (Germany)	47%	32%	31%	59%	55%	51%	46%
Nicolas Sarkozy (France)	48%	52%	60%	54%	68%	80%	59%
The Dalai Lama	89%	83%	66%	91%	82%	80%	83%
Hillary Clinton (USA)	65%	58%	59%	62%	62%	52%	60%
Pope Benedict XVI	27%	40%	26%	38%	34%	37%	34%

	French	German	British	Italian	Spanish	American	
							Avge for 6 countries
Reassuring - Correspond well							
<i>Unweighted Base - Have an opinion on the leader</i>	891 to 968	785 to 922	493 to 836	860 to 961	851 to 933	412 to 960	4432 to 5579
Barack Obama (USA)	87%	66%	80%	87%	79%	57%	76%
Angela Merkel (Germany)	65%	45%	55%	73%	58%	66%	60%
Nicolas Sarkozy (France)	22%	17%	29%	33%	38%	40%	29%
The Dalai Lama	89%	90%	81%	91%	91%	92%	89%
Hillary Clinton (USA)	58%	42%	58%	56%	50%	49%	52%
Pope Benedict XVI	21%	63%	44%	49%	41%	50%	45%

The average is the arithmetical average of the 6 countries surveyed. Therefore, this average is not a survey result itself.

WORLDWIDE LEADERS' INFLUENCE

At the opposite of their popularity, the European leaders and Pope BENEDICT XVI show their influence is rising. Because of the economic and religious crises, the public seems to admire the leaders' activism and therefore their level of influence stays high.

Vladimir PUTIN maintains his position as the 2nd most influential leader and still ahead of the President of Russia, Dmitri MEDVEDEV.

The Great Britain, traditionally a very influent nation at the worldwide level, sees its leader, Gordon BROWN, outstripped by Angela MERKEL and Nicolas SARKOZY, putting the Franco-German axis in front of the international scene.

Influence: Changes since the previous wave

For each of the following international personalities, how much influence do you think they have at an international level?

Base : All respondents

Rang	Influence perception A great deal of influence + Some influence	French		German		British		Italian		Spanish		American		Avg for 6 countries	
Apr'09	Unweighted Base	1,071	***	1,015	***	1,030	***	1,007	***	993	***	1,019	***	6,135	***
1	Barack Obama (USA)	84%	4%	81%	-1%	74%	4%	87%	0%	86%	3%	80%	13%	82%	4%
2	Vladimir Putin (Russia)	61%	-1%	69%	0%	53%	0%	71%	-5%	66%	3%	60%	9%	63%	1%
3	Angela Merkel (Germany)	71%	5%	67%	4%	45%	3%	72%	-4%	76%	2%	40%	4%	62%	3%
4	Nicolas Sarkozy (France)	59%	3%	56%	9%	44%	5%	65%	-2%	78%	8%	43%	5%	57%	4%
5	Hillary Clinton (USA)	46%	*	49%	*	48%	*	63%	*	65%	*	63%	*	55%	*
6	Gordon Brown (Great Britain)	42%	-2%	42%	2%	48%	10%	57%	-2%	65%	2%	55%	11%	52%	5%
7	Pope Benedict XVI	34%	6%	44%	6%	42%	9%	70%	5%	60%	1%	59%	10%	51%	6%
8	Hu Jintao (China)	52%	0%	44%	-3%	45%	6%	54%	-5%	51%	-4%	49%	2%	50%	0%
9	Ban Ki-moon (United Nations)	40%	-1%	39%	1%	40%	-1%	48%	1%	50%	0%	33%	1%	42%	0%
10	Dmitri Medvedev (Russia)	43%	6%	49%	-1%	36%	3%	41%	-2%	44%	0%	40%	3%	42%	1%
11	Benyamin Netanyahu (Israel)	36%	0%	32%	-2%	32%	2%	51%	1%	45%	-4%	51%	10%	41%	1%
12	The Dalai Lama	38%	4%	34%	5%	32%	5%	50%	5%	49%	4%	48%	12%	41%	6%
13	José Manuel Barroso (European Union)	39%	-2%	37%	-8%	27%	-2%	50%	-3%	50%	-6%	28%	0%	38%	-3%
14	Silvio Berlusconi (Italy)	28%	2%	33%	5%	29%	9%	54%	5%	55%	10%	23%	2%	37%	6%
15	Mahmoud Ahmadinejad (Iran)	32%	-4%	30%	0%	26%	4%	53%	-1%	34%	-6%	39%	3%	36%	-1%
16	José Luis Rodríguez Zapatero (Spain)	34%	0%	20%	-3%	19%	3%	52%	0%	35%	0%	21%	-1%	30%	0%
17	Herman Van Rompuy (European Council)	23%	*	30%	*	26%	*	31%	*	43%	*	26%	*	30%	*
18	Luiz Inácio Lula da Silva (Brazil)	29%	3%	17%	1%	14%	1%	30%	-3%	44%	-2%	21%	3%	26%	1%
19	Hugo Chávez (Venezuela)	23%	0%	16%	3%	14%	2%	30%	0%	38%	6%	35%	6%	26%	3%
20	Mahmoud Abbas (Palestinian Authority)	20%	*	19%	*	18%	*	35%	*	25%	*	27%	*	23%	*
21	Mouammar Kadhafi (Libya)	17%	*	20%	*	19%	*	32%	*	26%	*	19%	*	22%	*

* : added in april 2010

*** : Evolution compared to previous wave (November 2009)

The average is the arithmetical average of the 6 countries surveyed. Therefore, this average is not a survey result itself.

Influence: Global and per country rankings

For each of the following international personalities, how much influence do you think they have at an international level?

Base : All respondents

					Influence ranking - Top 10 per country												Avge for 6 countries		
Rank						French		German		British		Italian		Spanish		American			
Nov'08	Jan'09	Mar'09	Apr'09	Avr'09	Unweighted Base	1 071	***	1 010	***	1 076	***	1 037	***	949	***	1 039	***	6 182	***
	1	1	1	1	Barack Obama (USA)	84%	1	81%	1	74%	1	87%	1	86%	1	80%	1	82%	1
2	2	2	2	2	Vladimir Poutine (Russia)	61%	3	69%	2	53%	2	71%	3	66%	4	60%	3	63%	2
3	4	3	3	3	Angela Merkel (Germany)	71%	2	67%	3	45%	5	72%	2	76%	3	40%	10	62%	3
3	3	4	4	4	Nicolas Sarkozy (France)	59%	4	56%	4	44%	7	65%	5	78%	2	43%	9	57%	4
					Hillary Clinton (USA)	46%	6	49%	5	48%	3	63%	6	65%	5	63%	2	55%	5
5	6	5	5	6	Gordon Brown (Great Britain)	42%	8	42%	9	48%	3	57%	7	65%	5	55%	5	52%	6
9	5	6	7	8	Pope Benedict XVI	34%	13	44%	7	42%	8	70%	4	60%	7	59%	4	51%	7
6	8	7	6	5	Hu Jintao (China)	52%	5	44%	7	45%	5	54%	8	51%	9	49%	7	50%	8
10	11	10	10	9	Ban Ki-moon (United Nations)	40%	9	39%	10	40%	9	48%	15	50%	10	33%	14	42%	9
11	12	12	11	10	Dmitri Medvedev (Russia)	43%	7	49%	5	36%	10	41%	16	44%	14	40%	10	42%	9
					Benyamin Netanyahu (Israel)	36%	12	32%	14	32%	11	51%	12	45%	13	51%	6	41%	11
13	10	11	14	14	The Dalai Lama	38%	11	34%	12	32%	11	50%	13	49%	12	48%	8	41%	11
8	9	9	9	10	José Manuel Barroso (European Union)	39%	10	37%	11	27%	14	50%	13	50%	10	28%	15	38%	13
12	13	13	12	15	Silvio Berlusconi (Italy)	28%	17	33%	13	29%	13	54%	8	55%	8	23%	18	37%	14
15	14	14	13	13	Mahmoud Ahmadinejad (Iran)	32%	15	30%	15	26%	15	53%	10	34%	19	39%	12	36%	15
14	15	15	15	16	José Luis Rodríguez Zapatero (Spain)	34%	13	20%	17	19%	17	52%	11	35%	18	21%	19	30%	16
					Herman Van Rompuy (European Council)	23%	18	30%	15	26%	15	31%	19	43%	16	26%	17	30%	16
18	18	18	17	17	Luiz Inácio Lula da Silva (Brazil)	29%	16	17%	20	14%	20	30%	20	44%	14	21%	19	26%	18
16	16	16	16	18	Hugo Chávez (Venezuela)	23%	18	16%	21	14%	20	30%	20	38%	17	35%	13	26%	18
					Mahmoud Abbas (Palestinian Authority)	20%	20	19%	19	18%	19	35%	17	25%	21	27%	16	23%	20
					Mouammar Kadhafi (Libya)	17%	21	20%	17	19%	17	32%	18	26%	20	19%	21	22%	21
Means						41%		39%		35%		52%		52%		41%		43%	

* : added in april 2010

*** : Evolution compared to previous wave (November 2009)

The average is the arithmetical average of the 6 countries surveyed. Therefore, this average is not a survey result itself.

POPULARITY – INFLUENCE SYNTHESIS

The combined index “Popularity – Influence” shows a reinforced position for Barack OBAMA, and a top three that includes 2 women: Angela MERKEL and Hillary CLINTON.

This ranking also points out the leadership of the United States since it has 2 leaders in the top three.

The 2 religious leaders present in this poll appear in good position in this ranking (4th and 6th).

Finally, Nicolas SARKOZY reinforces his position, in spite of his lack of popularity, thanks to his influence score in significant increase.

For each of the following people, please indicate whether you have a very good, somewhat good, somewhat poor or a very poor opinion of that person.

Base : All respondents

Rank						Popularity- Influence Average 6 countries	Popularity (Very + Somewhat good opinion)		Influence (A great deal of + Some influence)		Popularity / influence” average index	
Nov'08	Jan'09	Mar'09	Avr'09	Nov'09	Apr'10	Unweighted Base	6,135		6,135		6,135	
**	1	1	1	1	1	Barack Obama (USA)	77%	1%	82%	4%	80%	2%
1	3	3	2	2	2	Angela Merkel (Germany)	54%	-5%	62%	3%	59%	0%
2	2	2	3	3	3	Hillary Clinton (USA)	62%	*	55%	*	59%	*
3	4	4	4	5	4	The Dalai Lama	75%	4%	41%	6%	58%	5%
5	7	7	6	7	5	Nicolas Sarkozy (France)	37%	-2%	57%	4%	47%	1%
9	8	8	8	8	6	Pope Benedict XVI	36%	-7%	51%	6%	44%	0%
6	5	6	7	6	7	Gordon Brown (Great Britain)	31%	-5%	52%	5%	42%	0%
10	10	9	9	9	8	Vladimir Putin (Russia)	19%	-1%	63%	1%	41%	0%
8	9	10	10	10	9	Ban Ki-moon (United Nations)	37%	0%	42%	0%	40%	0%
11	11	11	11	11	10	José Manuel Barroso (European Union)	30%	-4%	38%	-3%	34%	-4%
12	12	12	12	12	11	José Luis Rodríguez Zapatero (Spain)	34%	-4%	30%	0%	32%	-2%
				12	12	Benyamin Netanyahu (Israel)	20%	-2%	41%	1%	31%	-1%
14	14	14	14	14	13	Hu Jintao (China)	9%	-3%	50%	0%	30%	-2%
15	15	15	15	15	14	Dmitri Medvedev (Russia)	15%	0%	42%	1%	29%	1%
13	13	13	13	16	15	Luiz Inácio Lula da Silva (Brazil)	28%	-1%	26%	1%	27%	0%
17	18	17	16	17	16	Silvio Berlusconi (Italy)	16%	0%	37%	6%	27%	3%
16	16	16	17	18	17	Herman Van Rompuy (European Council)	18%	*	30%	*	24%	*
					18	Hugo Chávez (Venezuela)	15%	-2%	26%	3%	21%	1%
					19	Mahmoud Ahmadinejad (Iran)	5%	0%	36%	-1%	21%	-1%
					20	Mahmoud Abbas (Palestinian Authority)	15%	*	23%	*	19%	*
					21	Mouammar Kadhafi (Libya)	7%	*	22%	*	15%	*
Leaders average							30%		43%		37%	

* : added in april 2010

The average is the arithmetical average of the 6 countries surveyed. Therefore, this average is not a survey result itself.

APPENDIX 1: POPULARITY – INFLUENCE SYNTHESIS DETAILED PER COUNTRY

Rank						France	Popularity (Very + Somewhat good opinion)		Influence (A great deal of + Some influence)		"Popularity / influence" average index	
Nov'08	Jan'09	Mar'09	Avr'09	Nov'09	Apr'10	Unweighted Base	1,071	***	1,071	***	1,071	***
	1	1	1	1	1	Barack Obama (USA)	86%	4%	84%	4%	85%	4%
1	2	2	2	2	2	Angela Merkel (Germany)	71%	0%	71%	5%	71%	2%
2	3	3	3	3	3	The Dalai Lama	78%	1%	38%	4%	58%	2%
					4	Hillary Clinton (USA)	69%	*	46%	*	58%	*
3	4	5	5	5	5	Nicolas Sarkozy (France)	31%	-3%	59%	3%	45%	0%
4	6	6	4	6	6	José Luis Rodríguez Zapatero (Spain)	55%	2%	34%	0%	45%	1%
8	9	8	8	7	7	Ban Ki-moon (United Nations)	42%	-2%	40%	-1%	41%	-2%
6	7	7	6	8	8	Gordon Brown (Great Britain)	36%	-1%	42%	-2%	39%	-2%
7	8	9	9	9	9	José Manuel Barroso (European Union)	31%	0%	39%	-2%	35%	-1%
9	10	10	10	9	9	Vladimir Putin (Russia)	9%	-1%	61%	-1%	35%	-1%
14	13	13	13	11	11	Luiz Inácio Lula da Silva (Brazil)	36%	-1%	29%	3%	33%	0%
12	14	11	11	12	12	Hu Jintao (China)	7%	-2%	52%	0%	30%	-2%
11	11	14	14	13	13	Pope Benedict XVI	22%	-5%	34%	6%	28%	0%
15	15	15	15	16	14	Dmitri Medvedev (Russia)	12%	2%	43%	6%	28%	4%
				14	15	Benjamin Netanyahu (Israel)	12%	-6%	36%	0%	24%	-3%
13	12	12	12	15	15	Hugo Chávez (Venezuela)	25%	-2%	23%	0%	24%	-1%
					17	Herman Van Rompuy (European Council)	17%	*	23%	*	20%	*
					18	Mahmoud Abbas (Palestinian Authority)	19%	*	20%	*	20%	*
17	16	17	17	17	19	Mahmoud Ahmadinejad (Iran)	3%	0%	32%	-4%	18%	-3%
16	17	16	16	18	20	Silvio Berlusconi (Italy)	6%	1%	28%	2%	17%	1%
					21	Mouammar Kadhafi (Libya)	2%	*	17%	*	10%	*
Leaders average							32%		41%		36%	

* : added in april 2010

*** : Evolution compared to previous wave (November 2009)

Rank						Germany	Popularity (Very + Somewhat good opinion)		Influence (A great deal of + Some influence)		"Popularity / influence" average index	
Nov'08	Jan'09	Mar'09	Avr'09	Nov'09	Apr'10	Unweighted Base	1,015	***	1,015	***	1,015	***
	1	1	1	1	1	Barack Obama (USA)	81%	0%	81%	-1%	81%	-1%
1	2	2	2	2	2	Angela Merkel (Germany)	54%	-9%	67%	4%	61%	-3%
					3	Hillary Clinton (USA)	63%	*	49%	*	56%	*
2	3	3	4	3	3	The Dalai Lama	77%	5%	34%	5%	56%	3%
7	6	5	5	4	5	Vladimir Putin (Russia)	24%	1%	69%	0%	47%	1%
3	4	4	3	8	6	Nicolas Sarkozy (France)	32%	-4%	56%	9%	44%	2%
4	5	7	10	6	7	Pope Benedict XVI	38%	-14%	44%	6%	41%	-4%
8	9	9	9	9	8	Ban Ki-moon (United Nations)	40%	2%	39%	1%	40%	2%
6	8	8	7	7	9	José Manuel Barroso (European Union)	34%	-6%	37%	-8%	36%	-8%
11	11	11	11	10	10	Dmitri Medvedev (Russia)	20%	0%	49%	-1%	35%	-1%
10	10	10	8	10	11	Gordon Brown (Great Britain)	25%	-5%	42%	2%	34%	-1%
13	12	12	13	12	12	Hu Jintao (China)	8%	-3%	44%	-3%	26%	-3%
					13	Herman Van Rompuy (European Council)	21%	*	30%	*	26%	*
				14	14	Benjamin Netanyahu (Israel)	16%	-1%	32%	-2%	24%	-2%
12	14	13	12	13	15	José Luis Rodríguez Zapatero (Spain)	25%	-7%	20%	-3%	23%	-6%
14	13	14	14	15	16	Silvio Berlusconi (Italy)	11%	4%	33%	5%	22%	4%
16	16	15	15	15	17	Mahmoud Ahmadinejad (Iran)	7%	1%	30%	0%	19%	1%
17	17	17	17	15	18	Luiz Inácio Lula da Silva (Brazil)	19%	0%	17%	1%	18%	0%
					19	Mahmoud Abbas (Palestinian Authority)	14%	*	19%	*	17%	*
18	18	18	18	20	20	Hugo Chávez (Venezuela)	14%	1%	16%	3%	15%	2%
					21	Mouammar Kadhafi (Libya)	9%	*	20%	*	15%	*
Leaders average							30%		39%		35%	

* : added in april 2010


*** : Evolution compared to previous wave (November 2009)

The average is the arithmetical average of the 6 countries surveyed. Therefore, this average is not a survey result itself.

Rank						Italy			Popularity (Very + Somewhat good opinion)		Influence (A great deal of + Some influence)		"Popularity / influence" average index	
Nov08	Jan'09	Mar'09	Apr'09	Nov'09	Apr'10	Unweighted Base			1,007	***	1,007	***	1,007	***
	1	1	1	1	1	Barack Obama (USA)	88%	0%	87%	0%	88%	-1%		
1	2	2	2	2	2	Angela Merkel (Germany)	72%	-9%	72%	-4%	72%	-7%		
2	4	3	4	3	3	The Dalai Lama	86%	3%	50%	5%	68%	4%		
					3	Hillary Clinton (USA)	73%	*	63%	*	68%	*		
5	5	5	5	6	5	Pope Benedict XVI	52%	-2%	70%	5%	61%	1%		
3	3	4	3	4	6	Nicolas Sarkozy (France)	44%	-15%	65%	-2%	55%	-9%		
6	6	6	7	7	7	José Luis Rodríguez Zapatero (Spain)	55%	-2%	52%	0%	54%	-2%		
8	9	7	8	7	8	Gordon Brown (Great Britain)	42%	-8%	57%	-2%	50%	-5%		
7	10	9	9	10	9	José Manuel Barroso (European Union)	49%	-5%	50%	-3%	50%	-5%		
9	8	10	11	7	10	Vladimir Putin (Russia)	24%	-10%	71%	-5%	48%	-8%		
12	11	11	12	11	11	Ban Ki-moon (United Nations)	46%	-1%	48%	1%	47%	0%		
10	12	12	10	12	12	Silvio Berlusconi (Italy)	38%	-1%	54%	5%	46%	2%		
				13	13	Benyamin Netanyahu (Israel)	29%	-2%	51%	1%	40%	-1%		
13	13	13	13	14	14	Hu Jintao (China)	12%	-5%	54%	-5%	33%	-5%		
14	14	15	15	15	15	Luiz Inácio Lula da Silva (Brazil)	34%	-5%	30%	-3%	32%	-4%		
17	17	16	16	17	16	Mahmoud Ahmadinejad (Iran)	7%	0%	53%	-1%	30%	-1%		
15	16	17	14	16	17	Dmitri Medvedev (Russia)	17%	-5%	41%	-2%	29%	-4%		
					18	Mahmoud Abbas (Palestinian Authority)	20%	*	35%	*	28%	*		
					19	Herman Van Rompuy (European Council)	22%	*	31%	*	27%	*		
18	18	18	18	19	20	Hugo Chávez (Venezuela)	19%	-7%	30%	0%	25%	-4%		
					21	Mouammar Kadhafi (Libya)	8%	*	32%	*	20%	*		
Leaders average								40%		52%		46%		

* : added in april 2010

*** : Evolution compared to previous wave (November 2009)

Rank						Great Britain		Popularity (Very + Somewhat good opinion)		Influence (A great deal of + Some influence)		"Popularity / influence" average index	
Nov'08	Jan'09	Mar'09	Apr'09	Nov'09	Apr'10	Unweighted Base		1,030	***	1,030	***	1,030	***
	1	1	1	1	1	Barack Obama (USA)		69%	-3%	74%	4%	72%	1%
					2	Hillary Clinton (USA)		49%	*	48%	*	49%	*
2	2	2	2	2	3	The Dalai Lama		57%	-1%	32%	5%	45%	2%
8	9	8	3	3	4	Angela Merkel (Germany)		30%	-10%	45%	3%	38%	-4%
6	5	5	7	5	5	Nicolas Sarkozy (France)		30%	0%	44%	5%	37%	2%
9	7	7	6	7	6	Vladimir Putin (Russia)		17%	2%	53%	0%	35%	1%
7	6	6	4	4	7	Ban Ki-moon (United Nations)		30%	-1%	40%	-1%	35%	-1%
4	4	4	8	5	7	Pope Benedict XVI		28%	-8%	42%	9%	35%	0%
1	3	3	5	8	9	Gordon Brown (Great Britain)		20%	-3%	48%	10%	34%	3%
11	11	10	9	10	10	Hu Jintao (China)		9%	-1%	45%	6%	27%	2%
12	12	14	12	11	11	Dmitri Medvedev (Russia)		11%	1%	36%	3%	24%	2%
				11	12	Benyamin Netanyahu (Israel)		13%	-1%	32%	2%	23%	1%
13	14	12	13	16	13	Silvio Berlusconi (Italy)		13%	3%	29%	9%	21%	6%
10	10	11	11	11	14	José Manuel Barroso (European Union)		13%	-1%	27%	-2%	20%	-2%
					15	Herman Van Rompuy (European Council)		11%	*	26%	*	19%	*
15	15	15	14	14	16	José Luis Rodríguez Zapatero (Spain)		15%	-2%	19%	3%	17%	0%
16	16	16	16	17	17	Mahmoud Ahmadinejad (Iran)		6%	1%	26%	4%	16%	2%
					18	Mahmoud Abbas (Palestinian Authority)		11%	*	18%	*	15%	*
					19	Mouammar Kadhafi (Libya)		9%	*	19%	*	14%	*
19	19	19	17	19	20	Luiz Inácio Lula da Silva (Brazil)		11%	1%	14%	1%	13%	1%
18	17	17	18	18	21	Hugo Chávez (Venezuela)		10%	-3%	14%	2%	12%	-1%
Leaders average								22%		35%		28%	

* : added in april 2010

*** : Evolution compared to previous wave (November 2009)

The average is the arithmetical average of the 6 countries surveyed. Therefore, this average is not a survey result itself.

Rank						Spain	Popularity (Very + Somewhat good opinion)		Influence (A great deal of + Some influence)		"Popularity / influence" average index	
Nov'08	Jan'09	Mar'09	Apr'09	Nov'09	Apr'10	Unweighted Base	993	***	993	***	993	***
	1	1	1	1	1	Barack Obama (USA)	82%	3%	86%	3%	84%	3%
1	3	2	2	2	2	Angela Merkel (Germany)	64%	-2%	76%	2%	70%	0%
2	2	3	3	3	3	Nicolas Sarkozy (France)	52%	4%	78%	8%	65%	6%
3	4	4	4	3	4	The Dalai Lama	80%	4%	49%	4%	65%	4%
					5	Hillary Clinton (USA)	58%	*	65%	*	62%	*
4	7	5	5	6	6	Gordon Brown (Great Britain)	32%	-6%	65%	2%	49%	-2%
10	10	10	8	5	7	Luiz Inácio Lula da Silva (Brazil)	53%	-4%	44%	-2%	49%	-4%
7	12	12	7	9	8	Ban Ki-moon (United Nations)	44%	-1%	50%	0%	47%	-1%
9	6	7	11	10	8	Pope Benedict XVI	34%	0%	60%	1%	47%	0%
5	8	9	6	6	10	José Manuel Barroso (European Union)	43%	-3%	50%	-6%	47%	-5%
12	11	11	12	12	11	Vladimir Putin (Russia)	20%	4%	66%	3%	43%	3%
8	9	8	10	11	12	José Luis Rodríguez Zapatero (Spain)	38%	-10%	35%	0%	37%	-6%
					13	Herman Van Rompuy (European Council)	27%	*	43%	*	35%	*
13	13	13	14	16	14	Silvio Berlusconi (Italy)	14%	2%	55%	10%	35%	6%
					15	Benjamin Netanyahu (Israel)	17%	0%	45%	-4%	31%	-2%
14	14	14	13	13	16	Hu Jintao (China)	10%	-6%	51%	-4%	31%	-6%
15	15	15	15	15	17	Dmitri Medvedev (Russia)	15%	0%	44%	0%	30%	-1%
16	16	16	17	18	18	Hugo Chávez (Venezuela)	10%	-1%	38%	6%	24%	2%
					19	Mahmoud Abbas (Palestinian Authority)	17%	*	25%	*	21%	*
17	17	18	16	17	20	Mahmoud Ahmadinejad (Iran)	6%	-1%	34%	-6%	20%	-4%
					21	Mouammar Kadhafi (Libya)	9%	*	26%	*	18%	*
Leaders average							35%		52%		43%	

* : added in april 2010

*** : Evolution compared to previous wave (November 2009)

Rank						United States	Popularity (Very + Somewhat good opinion)		Influence (A great deal of + Some influence)		"Popularity / influence" average index	
Nov'08	Jan'09	Mar'09	Apr'09	Nov'09	Apr'10	Unweighted Base	1,019	***	1,019	***	1,019	***
	1	1	1	1	1	Barack Obama (USA)	57%	4%	80%	13%	69%	9%
4	4	4	4	4	2	The Dalai Lama	72%	14%	48%	12%	60%	13%
					2	Hillary Clinton (USA)	57%	*	63%	*	60%	*
2	2	3	3	3	4	Pope Benedict XVI	39%	-15%	59%	10%	49%	-3%
5	5	5	5	5	5	Gordon Brown (Great Britain)	31%	-5%	55%	11%	43%	3%
					6	Benjamin Netanyahu (Israel)	34%	-1%	51%	10%	43%	5%
7	6	6	6	7	7	Vladimir Putin (Russia)	19%	-3%	60%	9%	40%	3%
6	7	7	7	9	8	Nicolas Sarkozy (France)	35%	6%	43%	5%	39%	5%
8	8	8	9	8	9	Angela Merkel (Germany)	34%	0%	40%	4%	37%	2%
9	10	10	8	10	10	Hu Jintao (China)	9%	-4%	49%	2%	29%	-1%
12	11	11	11	11	11	Dmitri Medvedev (Russia)	15%	-1%	40%	3%	28%	1%
11	9	9	10	12	12	Ban Ki-moon (United Nations)	19%	0%	33%	1%	26%	0%
16	12	12	15	16	13	Hugo Chávez (Venezuela)	10%	0%	35%	6%	23%	3%
14	13	14	16	16	14	Mahmoud Ahmadinejad (Iran)	4%	-1%	39%	3%	22%	1%
10	14	13	12	13	15	José Manuel Barroso (European Union)	11%	-8%	28%	0%	20%	-5%
15	16	16	13	14	15	Silvio Berlusconi (Italy)	16%	-6%	23%	2%	20%	-3%
13	15	18	14	15	17	José Luis Rodríguez Zapatero (Spain)	16%	-4%	21%	-1%	19%	-3%
					18	Mahmoud Abbas (Palestinian Authority)	9%	*	27%	*	18%	*
17	18	17	17	18	19	Luiz Inácio Lula da Silva (Brazil)	14%	-3%	21%	3%	18%	-1%
					19	Herman Van Rompuy (European Council)	9%	*	26%	*	18%	*
					21	Mouammar Kadhafi (Libya)	4%	*	19%	*	12%	*
Leaders average							24%		41%		33%	

* : added in april 2010







*** : Evolution compared to previous wave (November 2009)







The average is the arithmetical average of the 6 countries surveyed. Therefore, this average is not a survey result itself.







APPENDIX 2: POPULARITY DETAILED PER COUNTRY







For each of the following people, please indicate whether you have a very good, somewhat good, somewhat poor or a very poor opinion of that person.

Base : All respondents







	French	German	British	Italian	Spanish	American	
Barack Obama (USA)							Avge for 6 countries
<i>Unweighted Base</i>	1,071	1,015	1,030	1,007	993	1,019	6,135
Very good + Somewhat good opinion (4+3)	86%	81%	69%	88%	82%	57%	77%
Very good opinion (4)	31%	33%	29%	50%	38%	37%	36%
Somewhat good opinion (3)	55%	48%	40%	39%	44%	20%	41%
Very poor + Somewhat poor opinion (1+2)	4%	8%	11%	5%	11%	37%	13%
Somewhat poor opinion (2)	2%	6%	8%	4%	8%	15%	7%
Very poor opinion (1)	2%	2%	3%	1%	2%	23%	6%
Mean	3,3	3,3	3,2	3,5	3,3	2,8	3,2
Not sure	10%	11%	19%	7%	7%	6%	10%







	French	German	British	Italian	Spanish	American	
The Dalai Lama							Avge for 6 countries
<i>Unweighted Base</i>	1,071	1,015	1,030	1,007	993	1,019	6,135
Very good + Somewhat good opinion (4+3)	78%	77%	57%	86%	80%	72%	75%
Very good opinion (4)	40%	40%	28%	57%	47%	44%	43%
Somewhat good opinion (3)	38%	36%	28%	29%	33%	28%	32%
Very poor + Somewhat poor opinion (1+2)	6%	8%	9%	4%	9%	7%	7%
Somewhat poor opinion (2)	3%	6%	6%	3%	7%	4%	5%
Very poor opinion (1)	3%	2%	3%	1%	2%	3%	2%
Mean	3,4	3,4	3,2	3,6	3,4	3,4	3,4
Not sure	16%	16%	34%	10%	11%	21%	18%







	French	German	British	Italian	Spanish	American	
Angela Merkel (Germany)							Avge for 6 countries
<i>Unweighted Base</i>	1,071	1,015	1,030	1,007	993	1,019	6,135
Very good + Somewhat good opinion (4+3)	71%	54%	30%	72%	64%	34%	54%
Very good opinion (4)	16%	16%	5%	20%	17%	9%	14%
Somewhat good opinion (3)	55%	38%	25%	52%	47%	25%	41%
Very poor + Somewhat poor opinion (1+2)	11%	36%	14%	8%	21%	7%	16%
Somewhat poor opinion (2)	9%	25%	10%	7%	17%	5%	12%
Very poor opinion (1)	2%	11%	4%	1%	4%	2%	4%
Mean	3,0	2,7	2,7	3,1	2,9	3,0	2,9
Not sure	18%	10%	56%	20%	15%	60%	30%







	French	German	British	Italian	Spanish	American	
Pope Benedict XVI							Avge for 6 countries
<i>Unweighted Base</i>	1,071	1,015	1,030	1,007	993	1,019	6,135
Very good + Somewhat good opinion (4+3)	22%	38%	28%	52%	34%	39%	35%
Very good opinion (4)	3%	7%	7%	16%	8%	13%	9%
Somewhat good opinion (3)	19%	31%	21%	36%	26%	26%	26%
Very poor + Somewhat poor opinion (1+2)	60%	47%	41%	38%	54%	41%	47%
Somewhat poor opinion (2)	32%	32%	22%	22%	26%	25%	26%
Very poor opinion (1)	29%	15%	18%	16%	28%	16%	20%
Mean	2,0	2,4	2,2	2,6	2,2	2,5	2,3
Not sure	17%	15%	31%	10%	12%	20%	18%

The average is the arithmetical average of the 6 countries surveyed. Therefore, this average is not a survey result itself.







	French	German	British	Italian	Spanish	American	
Nicolas Sarkozy (France)							Avge for 6 countries
<i>Unweighted Base</i>	1,071	1,015	1,030	1,007	993	1,019	6,135
Very good + Somewhat good opinion (4+3)	31%	32%	30%	44%	52%	35%	37%
Very good opinion (4)	8%	3%	4%	4%	11%	6%	6%
Somewhat good opinion (3)	23%	29%	26%	40%	41%	29%	31%
Very poor + Somewhat poor opinion (1+2)	61%	44%	32%	43%	37%	19%	39%
Somewhat poor opinion (2)	30%	35%	23%	36%	30%	15%	28%
Very poor opinion (1)	31%	9%	9%	7%	7%	4%	11%
Mean	2,1	2,4	2,4	2,5	2,6	2,7	2,4
Not sure	8%	23%	38%	13%	11%	46%	23%







	French	German	British	Italian	Spanish	American	
Jose Luis Rodriguez Zapatero (Spain)							Avge for 6 countries
<i>Unweighted Base</i>	1,071	1,015	1,030	1,007	993	1,019	6,135
Very good + Somewhat good opinion (4+3)	55%	25%	15%	55%	38%	16%	34%
Very good opinion (4)	5%	3%	2%	14%	10%	3%	6%
Somewhat good opinion (3)	50%	23%	13%	41%	28%	14%	28%
Very poor + Somewhat poor opinion (1+2)	10%	18%	13%	24%	55%	11%	22%
Somewhat poor opinion (2)	9%	16%	10%	20%	26%	8%	14%
Very poor opinion (1)	1%	2%	3%	4%	30%	3%	7%
Mean	2,9	2,6	2,5	2,8	2,2	2,6	2,6
Not sure	34%	57%	72%	21%	6%	73%	44%







	French	German	British	Italian	Spanish	American	
Ban Ki-moon (United Nations)							Avge for 6 countries
<i>Unweighted Base</i>	1,071	1,015	1,030	1,007	993	1,019	6,135
Very good + Somewhat good opinion (4+3)	42%	40%	30%	46%	44%	19%	37%
Very good opinion (4)	8%	8%	7%	10%	9%	4%	8%
Somewhat good opinion (3)	34%	32%	23%	37%	35%	15%	29%
Very poor + Somewhat poor opinion (1+2)	6%	12%	14%	9%	20%	19%	13%
Somewhat poor opinion (2)	4%	10%	10%	8%	15%	9%	9%
Very poor opinion (1)	2%	2%	3%	1%	5%	10%	4%
Mean	3,0	2,9	2,8	3,0	2,8	2,3	2,8
Not sure	52%	48%	57%	45%	37%	62%	50%







	French	German	British	Italian	Spanish	American	
Gordon Brown (Great Britain)							Avge for 6 countries
<i>Unweighted Base</i>	1,071	1,015	1,030	1,007	993	1,019	6,135
Very good + Somewhat good opinion (4+3)	37%	28%	29%	46%	35%	40%	36%
Very good opinion (4)	1%	3%	9%	4%	3%	9%	5%
Somewhat good opinion (3)	36%	25%	20%	42%	32%	31%	31%
Very poor + Somewhat poor opinion (1+2)	23%	29%	55%	22%	41%	13%	30%
Somewhat poor opinion (2)	20%	25%	25%	19%	35%	10%	22%
Very poor opinion (1)	3%	4%	30%	3%	6%	3%	8%
Mean	2,6	2,5	2,1	2,7	2,4	2,9	2,5
Not sure	40%	43%	16%	32%	24%	47%	34%

The average is the arithmetical average of the 6 countries surveyed. Therefore, this average is not a survey result itself.







	French	German	British	Italian	Spanish	American	
Jose Manuel Barroso (European Union)							Avge for 6 countries
<i>Unweighted Base</i>	1,071	1,015	1,030	1,007	993	1,019	6,135
Very good + Somewhat good opinion (4+3)	31%	34%	13%	49%	43%	11%	30%
Very good opinion (4)	5%	5%	2%	7%	6%	1%	4%
Somewhat good opinion (3)	26%	29%	11%	43%	37%	10%	26%
Very poor + Somewhat poor opinion (1+2)	22%	21%	22%	14%	23%	12%	19%
Somewhat poor opinion (2)	16%	17%	15%	13%	20%	8%	15%
Very poor opinion (1)	6%	4%	7%	2%	4%	3%	4%
Mean	2,6	2,6	2,2	2,9	2,7	2,4	2,6
Not sure	47%	45%	65%	36%	34%	77%	51%







	French	German	British	Italian	Spanish	American	
Luiz Inacio Lula da Silva (Brazil)							Avge for 6 countries
<i>Unweighted Base</i>	1,071	1,015	1,030	1,007	993	1,019	6,135
Very good + Somewhat good opinion (4+3)	36%	19%	11%	34%	53%	14%	28%
Very good opinion (4)	6%	3%	1%	6%	14%	2%	5%
Somewhat good opinion (3)	30%	17%	10%	28%	39%	12%	23%
Very poor + Somewhat poor opinion (1+2)	12%	18%	13%	19%	25%	12%	16%
Somewhat poor opinion (2)	10%	14%	9%	15%	19%	8%	13%
Very poor opinion (1)	2%	4%	4%	4%	6%	3%	4%
Mean	2,8	2,5	2,3	2,7	2,8	2,5	2,7
Not sure	51%	63%	76%	46%	23%	74%	56%







	French	German	British	Italian	Spanish	American	
Benyamin Netanyahu (Israel)							Avge for 6 countries
<i>Unweighted Base</i>	1,071	1,015	1,030	1,007	993	1,019	6,135
Very good + Somewhat good opinion (4+3)	12%	16%	13%	29%	17%	34%	20%
Very good opinion (4)	2%	3%	3%	3%	2%	10%	4%
Somewhat good opinion (3)	11%	13%	10%	26%	15%	24%	16%
Very poor + Somewhat poor opinion (1+2)	46%	44%	34%	29%	53%	23%	38%
Somewhat poor opinion (2)	29%	29%	20%	19%	31%	16%	24%
Very poor opinion (1)	18%	15%	14%	10%	22%	6%	14%
Mean	1,9	2,1	2,0	2,4	1,9	2,7	2,2
Not sure	41%	41%	53%	42%	30%	44%	42%







	French	German	British	Italian	Spanish	American	
Vladimir Putin (Russia)							Avge for 6 countries
<i>Unweighted Base</i>	1,071	1,015	1,030	1,007	993	1,019	6,135
Very good + Somewhat good opinion (4+3)	9%	24%	17%	24%	20%	19%	19%
Very good opinion (4)	1%	4%	4%	2%	2%	3%	2%
Somewhat good opinion (3)	8%	20%	13%	23%	18%	17%	16%
Very poor + Somewhat poor opinion (1+2)	68%	56%	39%	55%	64%	48%	55%
Somewhat poor opinion (2)	37%	38%	27%	35%	46%	33%	36%
Very poor opinion (1)	31%	18%	12%	20%	18%	15%	19%
Mean	1,7	2,1	2,2	2,1	2,0	2,1	2,0
Not sure	22%	21%	44%	21%	16%	32%	26%

The average is the arithmetical average of the 6 countries surveyed. Therefore, this average is not a survey result itself.







	French	German	British	Italian	Spanish	American	
Hugo Chavez (Venezuela)							Avge for 6 countries
<i>Unweighted Base</i>	1,071	1,015	1,030	1,007	993	1,019	6,135
Very good + Somewhat good opinion (4+3)	25%	14%	10%	19%	10%	10%	15%
Very good opinion (4)	2%	3%	2%	2%	2%	4%	3%
Somewhat good opinion (3)	22%	11%	8%	17%	8%	7%	12%
Very poor + Somewhat poor opinion (1+2)	34%	32%	21%	45%	84%	56%	45%
Somewhat poor opinion (2)	24%	20%	11%	28%	23%	17%	20%
Very poor opinion (1)	9%	12%	10%	17%	62%	40%	25%
Mean	2,3	2,1	2,1	2,1	1,5	1,6	1,9
Not sure	42%	54%	69%	36%	6%	34%	40%

	French	German	British	Italian	Spanish	American	
Silvio Berlusconi (Italy)							Avge for 6 countries
<i>Unweighted Base</i>	1,071	1,015	1,030	1,007	993	1,019	6,135
Very good + Somewhat good opinion (4+3)	6%	11%	13%	38%	14%	16%	16%
Very good opinion (4)	1%	3%	2%	14%	4%	4%	5%
Somewhat good opinion (3)	6%	8%	11%	24%	10%	13%	12%
Very poor + Somewhat poor opinion (1+2)	79%	69%	44%	55%	78%	20%	57%
Somewhat poor opinion (2)	35%	28%	25%	15%	39%	15%	26%
Very poor opinion (1)	44%	41%	19%	40%	39%	6%	31%
Mean	1,6	1,7	2,0	2,1	1,8	2,4	1,9
Not sure	15%	20%	43%	7%	9%	63%	26%







	French	German	British	Italian	Spanish	American	
Dmitri Medvedev (Russia)							Avge for 6 countries
<i>Unweighted Base</i>	1,071	1,015	1,030	1,007	993	1,019	6,135
Very good + Somewhat good opinion (4+3)	12%	20%	11%	17%	15%	15%	15%
Very good opinion (4)	1%	3%	3%	1%	2%	2%	2%
Somewhat good opinion (3)	11%	16%	8%	16%	13%	12%	13%
Very poor + Somewhat poor opinion (1+2)	53%	46%	30%	39%	50%	31%	42%
Somewhat poor opinion (2)	35%	34%	22%	27%	37%	23%	30%
Very poor opinion (1)	18%	12%	8%	12%	13%	8%	12%
Mean	1,9	2,2	2,2	2,1	2,1	2,2	2,1
Not sure	35%	35%	59%	44%	35%	54%	44%







	French	German	British	Italian	Spanish	American	
Hu Jintao (China)							Avge for 6 countries
<i>Unweighted Base</i>	1,071	1,015	1,030	1,007	993	1,019	6,135
Very good + Somewhat good opinion (4+3)	7%	8%	9%	12%	10%	9%	9%
Very good opinion (4)	1%	2%	2%	1%	1%	1%	1%
Somewhat good opinion (3)	6%	6%	7%	10%	9%	7%	8%
Very poor + Somewhat poor opinion (1+2)	55%	46%	32%	45%	54%	36%	45%
Somewhat poor opinion (2)	30%	25%	16%	27%	33%	22%	25%
Very poor opinion (1)	25%	21%	16%	19%	21%	14%	19%
Mean	1,7	1,8	1,9	1,9	1,8	1,9	1,8
Not sure	38%	47%	59%	43%	37%	55%	47%







The average is the arithmetical average of the 6 countries surveyed. Therefore, this average is not a survey result itself.

	French	German	British	Italian	Spanish	American	
Mahmoud Ahmadinejad (Iran)							Avge for 6 countries
<i>Unweighted Base</i>	1,071	1,015	1,030	1,007	993	1,019	6,135
Very good + Somewhat good opinion (4+3)	3%	7%	6%	7%	6%	4%	5%
Very good opinion (4)	*	2%	1%	1%	1%	1%	1%
Somewhat good opinion (3)	2%	5%	5%	5%	6%	2%	4%
Very poor + Somewhat poor opinion (1+2)	63%	56%	44%	63%	67%	62%	59%
Somewhat poor opinion (2)	17%	17%	18%	16%	27%	14%	18%
Very poor opinion (1)	47%	40%	26%	47%	40%	48%	41%
Mean	1,3	1,5	1,6	1,4	1,6	1,3	1,5
Not sure	34%	37%	50%	30%	27%	34%	36%







* : less than 0,5%

	French	German	British	Italian	Spanish	American	
Hillary Clinton (USA)							Avge for 6 countries
<i>Unweighted Base</i>	1,071	1,015	1,030	1,007	993	1,019	6,135
Very good + Somewhat good opinion (4+3)	69%	63%	49%	73%	58%	57%	62%
Very good opinion (4)	11%	11%	10%	12%	10%	29%	14%
Somewhat good opinion (3)	58%	52%	39%	61%	48%	28%	48%
Very poor + Somewhat poor opinion (1+2)	14%	18%	27%	14%	29%	35%	23%
Somewhat poor opinion (2)	12%	15%	20%	13%	24%	20%	17%
Very poor opinion (1)	2%	3%	7%	2%	5%	15%	5%
Mean	3,0	2,9	2,7	3,0	2,7	2,8	2,8
Not sure	18%	19%	24%	13%	13%	8%	16%

	French	German	British	Italian	Spanish	American	
Mahmoud Abbas (Palestinian Authority)							Avge for 6 countries
<i>Unweighted Base</i>	1,071	1,015	1,030	1,007	993	1,019	6,135
Very good + Somewhat good opinion (4+3)	19%	14%	11%	20%	17%	9%	15%
Very good opinion (4)	2%	2%	2%	3%	2%	2%	2%
Somewhat good opinion (3)	17%	12%	9%	18%	15%	7%	13%
Very poor + Somewhat poor opinion (1+2)	38%	35%	28%	26%	47%	34%	35%
Somewhat poor opinion (2)	26%	24%	17%	19%	34%	18%	23%
Very poor opinion (1)	12%	10%	11%	8%	14%	16%	12%
Mean	2,1	2,1	2,1	2,3	2,1	1,9	2,1
Not sure	43%	52%	61%	54%	35%	57%	50%

	French	German	British	Italian	Spanish	American	
Mouammar Kadhafi (Libya)							Avge for 6 countries
<i>Unweighted Base</i>	1,071	1,015	1,030	1,007	993	1,019	6,135
Very good + Somewhat good opinion (4+3)	2%	9%	9%	8%	9%	4%	7%
Very good opinion (4)	0%	2%	2%	1%	*	1%	1%
Somewhat good opinion (3)	2%	7%	7%	7%	9%	3%	6%
Very poor + Somewhat poor opinion (1+2)	64%	55%	39%	51%	63%	57%	55%
Somewhat poor opinion (2)	21%	27%	20%	25%	33%	20%	24%
Very poor opinion (1)	43%	29%	19%	26%	30%	38%	31%
Mean	1,4	1,7	1,8	1,7	1,7	1,5	1,6
Not sure	34%	36%	52%	41%	28%	39%	38%







The average is the arithmetical average of the 6 countries surveyed. Therefore, this average is not a survey result itself.







	French	German	British	Italian	Spanish	American	
Herman Van Rompuy (European Council)							Avge for 6 countries
<i>Unweighted Base</i>	1,071	1,015	1,030	1,007	993	1,019	6,135
Very good + Somewhat good opinion (4+3)	17%	21%	11%	22%	27%	9%	18%
Very good opinion (4)	2%	3%	2%	1%	4%	1%	2%
Somewhat good opinion (3)	16%	18%	9%	20%	23%	8%	16%
Very poor + Somewhat poor opinion (1+2)	12%	15%	23%	11%	21%	11%	15%
Somewhat poor opinion (2)	9%	12%	13%	9%	15%	7%	11%
Very poor opinion (1)	3%	3%	10%	2%	6%	3%	4%
Mean	2,5	2,6	2,1	2,7	2,5	2,4	2,5
Not sure	70%	64%	66%	68%	53%	80%	67%







APPENDIX 3: INFLUENCE DETAILED PER COUNTRY

For each of the following people, please indicate whether you have a very good, somewhat good, somewhat poor or a very poor opinion of that person.







Base : All respondents







	French	German	British	Italian	Spanish	American	
Barack Obama (USA)							Avge for 6 countries
<i>Unweighted Base</i>	1,071	1,015	1,030	1,007	993	1,019	6,135
A great deal of influence + Some influence (4+3)	84%	81%	74%	87%	86%	80%	82%
A great deal of influence (4)	74%	67%	63%	77%	76%	58%	69%
Some influence (3)	10%	14%	11%	10%	10%	22%	13%
Not influence at all + Just a little influence (1+2)	2%	4%	5%	4%	4%	11%	5%
Just a little influence (2)	2%	3%	3%	2%	1%	7%	3%
No influence at all (1)	0%	1%	2%	2%	3%	4%	2%
Mean	3,8	3,7	3,7	3,8	3,8	3,5	3,7
Not sure	13%	15%	20%	9%	9%	9%	13%







	French	German	British	Italian	Spanish	American	
Vladimir Putin (Russia)							Avge for 6 countries
<i>Unweighted Base</i>	1,071	1,015	1,030	1,007	993	1,019	6,135
A great deal of influence + Some influence (4+3)	61%	69%	53%	71%	66%	60%	63%
A great deal of influence (4)	29%	35%	25%	41%	24%	31%	31%
Some influence (3)	32%	34%	28%	30%	42%	29%	32%
Not influence at all + Just a little influence (1+2)	16%	11%	13%	13%	20%	13%	14%
Just a little influence (2)	12%	9%	9%	10%	14%	10%	10%
No influence at all (1)	4%	2%	4%	3%	6%	3%	4%
Mean	3,1	3,3	3,1	3,3	3,0	3,2	3,2
Not sure	24%	21%	35%	16%	14%	28%	23%







	French	German	British	Italian	Spanish	American	
Angela Merkel (Germany)							Avge for 6 countries
<i>Unweighted Base</i>	1,071	1,015	1,030	1,007	993	1,019	6,135
A great deal of influence + Some influence (4+3)	71%	67%	45%	72%	76%	40%	62%
A great deal of influence (4)	31%	30%	13%	31%	45%	12%	27%
Some influence (3)	40%	37%	32%	41%	31%	28%	35%
Not influence at all + Just a little influence (1+2)	13%	18%	16%	11%	11%	16%	14%
Just a little influence (2)	11%	16%	13%	9%	6%	12%	11%
No influence at all (1)	2%	2%	3%	2%	5%	4%	3%
Mean	3,2	3,1	2,9	3,2	3,3	2,9	3,1
Not sure	16%	15%	39%	16%	12%	44%	24%

The average is the arithmetical average of the 6 countries surveyed. Therefore, this average is not a survey result itself.







	French	German	British	Italian	Spanish	American	
Nicolas Sarkozy (France)							Avge for 6 countries
<i>Unweighted Base</i>	1,071	1,015	1,030	1,007	993	1,019	6,135
A great deal of influence + Some influence (4+3)	59%	56%	44%	65%	78%	43%	57%
A great deal of influence (4)	18%	13%	12%	19%	36%	13%	18%
Some influence (3)	41%	43%	32%	46%	42%	30%	39%
Not influence at all + Just a little influence (1+2)	29%	21%	23%	22%	12%	21%	22%
Just a little influence (2)	21%	19%	18%	17%	8%	17%	17%
No influence at all (1)	8%	2%	5%	5%	4%	4%	5%
Mean	2,8	2,9	2,8	2,9	3,2	2,8	2,9
Not sure	11%	23%	33%	14%	10%	37%	22%







	French	German	British	Italian	Spanish	American	
Hu Jintao (China)							Avge for 6 countries
<i>Unweighted Base</i>	1,071	1,015	1,030	1,007	993	1,019	6,135
A great deal of influence + Some influence (4+3)	52%	44%	45%	54%	51%	49%	50%
A great deal of influence (4)	32%	18%	21%	30%	20%	26%	25%
Some influence (3)	20%	26%	24%	24%	31%	23%	25%
Not influence at all + Just a little influence (1+2)	15%	17%	15%	13%	24%	10%	15%
Just a little influence (2)	10%	13%	9%	9%	15%	6%	10%
No influence at all (1)	5%	4%	6%	4%	9%	4%	5%
Mean	3,2	3,0	3,0	3,2	2,8	3,2	3,1
Not sure	32%	39%	41%	33%	25%	41%	35%







	French	German	British	Italian	Spanish	American	
Gordon Brown (Great Britain)							Avge for 6 countries
<i>Unweighted Base</i>	1,071	1,015	1,030	1,007	993	1,019	6,135
A great deal of influence + Some influence (4+3)	42%	42%	48%	57%	65%	55%	52%
A great deal of influence (4)	7%	8%	16%	15%	21%	22%	15%
Some influence (3)	35%	34%	32%	42%	44%	33%	37%
Not influence at all + Just a little influence (1+2)	31%	25%	31%	20%	21%	12%	23%
Just a little influence (2)	26%	22%	19%	16%	16%	9%	18%
No influence at all (1)	5%	3%	12%	4%	5%	3%	5%
Mean	2,6	2,7	2,7	2,9	2,9	3,1	2,8
Not sure	26%	33%	21%	23%	14%	34%	25%







	French	German	British	Italian	Spanish	American	
Pope Benedict XVI							Avge for 6 countries
<i>Unweighted Base</i>	1,071	1,015	1,030	1,007	993	1,019	6,135
A great deal of influence + Some influence (4+3)	34%	44%	42%	70%	60%	59%	51%
A great deal of influence (4)	11%	17%	16%	40%	28%	29%	23%
Some influence (3)	23%	27%	26%	30%	32%	30%	28%
Not influence at all + Just a little influence (1+2)	49%	40%	31%	19%	29%	25%	33%
Just a little influence (2)	28%	28%	19%	13%	16%	19%	21%
No influence at all (1)	21%	12%	12%	6%	13%	6%	12%
Mean	2,3	2,6	2,6	3,2	2,9	3,0	2,8
Not sure	17%	17%	28%	10%	11%	17%	17%

The average is the arithmetical average of the 6 countries surveyed. Therefore, this average is not a survey result itself.







	French	German	British	Italian	Spanish	American	
Ban Ki-moon (United Nations)							Avge for 6 countries
<i>Unweighted Base</i>	1,071	1,015	1,030	1,007	993	1,019	6,135
A great deal of influence + Some influence (4+3)	40%	39%	40%	48%	50%	33%	42%
A great deal of influence (4)	12%	10%	15%	18%	16%	10%	14%
Some influence (3)	28%	29%	25%	30%	34%	23%	28%
Not influence at all + Just a little influence (1+2)	27%	23%	20%	20%	25%	22%	23%
Just a little influence (2)	20%	19%	15%	16%	18%	16%	17%
No influence at all (1)	7%	4%	5%	4%	7%	6%	6%
Mean	2,7	2,7	2,8	2,9	2,8	2,7	2,8
Not sure	33%	37%	40%	32%	25%	44%	35%







	French	German	British	Italian	Spanish	American	
Jose Manuel Barroso (European Union)							Avge for 6 countries
<i>Unweighted Base</i>	1,071	1,015	1,030	1,007	993	1,019	6,135
A great deal of influence + Some influence (4+3)	39%	37%	27%	50%	50%	28%	38%
A great deal of influence (4)	9%	9%	8%	13%	9%	8%	9%
Some influence (3)	30%	28%	19%	37%	41%	20%	29%
Not influence at all + Just a little influence (1+2)	29%	26%	26%	21%	29%	18%	25%
Just a little influence (2)	22%	23%	18%	17%	21%	12%	19%
No influence at all (1)	7%	3%	8%	4%	8%	6%	6%
Mean	2,6	2,7	2,5	2,8	2,7	2,7	2,7
Not sure	32%	36%	47%	29%	21%	54%	37%







	French	German	British	Italian	Spanish	American	
Dmitri Medvedev (Russia)							Avge for 6 countries
<i>Unweighted Base</i>	1,071	1,015	1,030	1,007	993	1,019	6,135
A great deal of influence + Some influence (4+3)	43%	49%	36%	41%	44%	40%	42%
A great deal of influence (4)	13%	15%	10%	12%	10%	12%	12%
Some influence (3)	30%	34%	26%	29%	34%	28%	30%
Not influence at all + Just a little influence (1+2)	27%	23%	19%	25%	30%	17%	23%
Just a little influence (2)	19%	19%	14%	16%	22%	13%	17%
No influence at all (1)	8%	4%	5%	9%	8%	4%	6%
Mean	2,7	2,9	2,7	2,7	2,6	2,8	2,7
Not sure	29%	28%	45%	34%	26%	42%	34%







	French	German	British	Italian	Spanish	American	
Benjamin Netanyahu (Israel)							Avge for 6 countries
<i>Unweighted Base</i>	1,071	1,015	1,030	1,007	993	1,019	6,135
A great deal of influence + Some influence (4+3)	36%	32%	32%	51%	45%	51%	41%
A great deal of influence (4)	11%	9%	8%	17%	14%	19%	13%
Some influence (3)	25%	23%	24%	34%	31%	32%	28%
Not influence at all + Just a little influence (1+2)	32%	31%	26%	18%	31%	15%	26%
Just a little influence (2)	23%	26%	20%	15%	22%	12%	20%
No influence at all (1)	9%	5%	6%	3%	9%	3%	6%
Mean	2,6	2,6	2,6	2,9	2,7	3,0	2,7
Not sure	32%	37%	43%	30%	23%	34%	33%

The average is the arithmetical average of the 6 countries surveyed. Therefore, this average is not a survey result itself.







							
	French	German	British	Italian	Spanish	American	
Mahmoud Ahmadinejad (Iran)							Avge for 6 countries
<i>Unweighted Base</i>	1,071	1,015	1,030	1,007	993	1,019	6,135
A great deal of influence + Some influence (4+3)	32%	30%	26%	53%	34%	39%	36%
A great deal of influence (4)	13%	8%	7%	25%	10%	14%	13%
Some influence (3)	19%	22%	19%	28%	24%	25%	23%
Not influence at all + Just a little influence (1+2)	36%	32%	32%	20%	43%	28%	32%
Just a little influence (2)	23%	23%	22%	13%	27%	18%	21%
No influence at all (1)	13%	9%	10%	7%	16%	10%	11%
Mean	2,5	2,5	2,4	3,0	2,4	2,6	2,6
Not sure	33%	38%	43%	26%	23%	32%	33%







							
	French	German	British	Italian	Spanish	American	
The Dalai Lama							Avge for 6 countries
<i>Unweighted Base</i>	1,071	1,015	1,030	1,007	993	1,019	6,135
A great deal of influence + Some influence (4+3)	38%	34%	32%	50%	49%	48%	41%
A great deal of influence (4)	16%	11%	10%	21%	18%	19%	15%
Some influence (3)	22%	23%	22%	29%	31%	29%	26%
Not influence at all + Just a little influence (1+2)	44%	45%	36%	37%	40%	33%	39%
Just a little influence (2)	27%	34%	24%	27%	30%	23%	27%
No influence at all (1)	17%	11%	12%	10%	10%	10%	12%
Mean	2,4	2,4	2,4	2,7	2,6	2,7	2,6
Not sure	17%	21%	32%	14%	12%	19%	19%







							
	French	German	British	Italian	Spanish	American	
Silvio Berlusconi (Italy)							Avge for 6 countries
<i>Unweighted Base</i>	1,071	1,015	1,030	1,007	993	1,019	6,135
A great deal of influence + Some influence (4+3)	28%	33%	29%	54%	55%	23%	37%
A great deal of influence (4)	3%	7%	4%	24%	13%	5%	9%
Some influence (3)	25%	26%	25%	30%	42%	18%	28%
Not influence at all + Just a little influence (1+2)	50%	43%	35%	36%	34%	28%	38%
Just a little influence (2)	32%	34%	24%	18%	24%	22%	26%
No influence at all (1)	18%	9%	11%	18%	10%	6%	12%
Mean	2,2	2,4	2,4	2,7	2,7	2,4	2,5
Not sure	21%	24%	37%	9%	11%	48%	25%







							
	French	German	British	Italian	Spanish	American	
Jose Luis Rodriguez Zapatero (Spain)							Avge for 6 countries
<i>Unweighted Base</i>	1,071	1,015	1,030	1,007	993	1,019	6,135
A great deal of influence + Some influence (4+3)	34%	20%	19%	52%	35%	21%	30%
A great deal of influence (4)	5%	4%	3%	10%	7%	3%	5%
Some influence (3)	29%	16%	16%	42%	28%	18%	25%
Not influence at all + Just a little influence (1+2)	40%	40%	33%	30%	57%	27%	38%
Just a little influence (2)	31%	33%	23%	24%	34%	20%	28%
No influence at all (1)	9%	7%	10%	6%	23%	7%	10%
Mean	2,4	2,3	2,2	2,7	2,2	2,4	2,4
Not sure	26%	41%	49%	18%	7%	52%	32%

The average is the arithmetical average of the 6 countries surveyed. Therefore, this average is not a survey result itself.







	French	German	British	Italian	Spanish	American	
Luiz Inacio Lula da Silva (Brazil)							Avge for 6 countries
<i>Unweighted Base</i>	1,071	1,015	1,030	1,007	993	1,019	6,135
A great deal of influence + Some influence (4+3)	29%	17%	14%	30%	44%	21%	26%
A great deal of influence (4)	3%	2%	2%	5%	9%	4%	4%
Some influence (3)	26%	15%	12%	25%	35%	17%	22%
Not influence at all + Just a little influence (1+2)	33%	38%	34%	36%	40%	27%	34%
Just a little influence (2)	23%	31%	22%	25%	30%	20%	25%
No influence at all (1)	10%	7%	12%	11%	10%	7%	9%
Mean	2,4	2,2	2,1	2,4	2,5	2,4	2,3
Not sure	37%	45%	52%	35%	17%	53%	40%







	French	German	British	Italian	Spanish	American	
Hugo Chavez (Venezuela)							Avge for 6 countries
<i>Unweighted Base</i>	1,071	1,015	1,030	1,007	993	1,019	6,135
A great deal of influence + Some influence (4+3)	23%	16%	14%	30%	38%	35%	26%
A great deal of influence (4)	3%	3%	2%	5%	11%	8%	5%
Some influence (3)	20%	13%	12%	25%	27%	27%	21%
Not influence at all + Just a little influence (1+2)	43%	42%	35%	39%	52%	33%	41%
Just a little influence (2)	32%	29%	20%	28%	29%	21%	27%
No influence at all (1)	11%	13%	15%	11%	23%	12%	14%
Mean	2,2	2,1	2,0	2,4	2,3	2,5	2,3
Not sure	34%	43%	51%	30%	9%	32%	33%

	French	German	British	Italian	Spanish	American	
Hillary Clinton (USA)							Avge for 6 countries
<i>Unweighted Base</i>	1,071	1,015	1,030	1,007	993	1,019	6,135
A great deal of influence + Some influence (4+3)	46%	49%	48%	63%	65%	63%	55%
A great deal of influence (4)	12%	15%	18%	25%	22%	29%	20%
Some influence (3)	34%	34%	30%	38%	43%	34%	35%
Not influence at all + Just a little influence (1+2)	37%	30%	26%	23%	25%	26%	28%
Just a little influence (2)	24%	25%	18%	19%	19%	19%	21%
No influence at all (1)	13%	5%	8%	4%	6%	7%	7%
Mean	2,6	2,8	2,8	3,0	2,9	3,0	2,8
Not sure	17%	21%	27%	14%	11%	11%	17%

	French	German	British	Italian	Spanish	American	
Mahmoud Abbas (Palestinian Authority)							Avge for 6 countries
<i>Unweighted Base</i>	1,071	1,015	1,030	1,007	993	1,019	6,135
A great deal of influence + Some influence (4+3)	20%	19%	18%	35%	25%	27%	23%
A great deal of influence (4)	4%	4%	3%	9%	5%	8%	5%
Some influence (3)	16%	15%	15%	26%	20%	19%	18%
Not influence at all + Just a little influence (1+2)	46%	40%	35%	29%	49%	30%	39%
Just a little influence (2)	29%	29%	23%	22%	32%	20%	26%
No influence at all (1)	17%	11%	12%	7%	17%	10%	13%
Mean	2,1	2,2	2,2	2,6	2,2	2,4	2,3
Not sure	34%	41%	46%	36%	25%	42%	38%

The average is the arithmetical average of the 6 countries surveyed. Therefore, this average is not a survey result itself.

	French	German	British	Italian	Spanish	American	
Mouammar Kadhafi (Libya)							Avge for 6 countries
<i>Unweighted Base</i>	1,071	1,015	1,030	1,007	993	1,019	6,135
A great deal of influence + Some influence (4+3)	17%	20%	19%	32%	26%	19%	22%
A great deal of influence (4)	4%	4%	5%	8%	5%	5%	5%
Some influence (3)	13%	16%	14%	24%	21%	14%	17%
Not influence at all + Just a little influence (1+2)	49%	45%	39%	36%	52%	44%	44%
Just a little influence (2)	27%	30%	24%	24%	31%	23%	26%
No influence at all (1)	22%	15%	15%	12%	21%	21%	18%
Mean	2,0	2,1	2,2	2,4	2,1	2,1	2,1
Not sure	33%	35%	42%	32%	23%	37%	34%

	French	German	British	Italian	Spanish	American	
Herman Van Rompuy (European Council)							Avge for 6 countries
<i>Unweighted Base</i>	1,071	1,015	1,030	1,007	993	1,019	6,135
A great deal of influence + Some influence (4+3)	23%	30%	26%	31%	43%	26%	30%
A great deal of influence (4)	4%	7%	6%	5%	11%	8%	7%
Some influence (3)	19%	23%	20%	26%	32%	18%	23%
Not influence at all + Just a little influence (1+2)	36%	28%	27%	23%	28%	19%	27%
Just a little influence (2)	20%	22%	18%	16%	20%	13%	18%
No influence at all (1)	16%	6%	9%	7%	8%	6%	9%
Mean	2,2	2,5	2,4	2,6	2,6	2,6	2,5
Not sure	41%	42%	47%	45%	30%	55%	44%

The average is the arithmetical average of the 6 countries surveyed. Therefore, this average is not a survey result itself.

APPENDIX 4: TERMS DETAILED PER COUNTRY

Among the following terms, what are those that correspond well or bad to [LEADER NAME]?

Base : Has an opinion about the leader

France

	Serious	Honest	Dynamic	Close to people	Charismatic	Reassuring
The Dalai Lama	94%	94%	41%	86%	89%	89%
Angela Merkel (Germany)	95%	83%	68%	50%	47%	65%
Barack Obama (USA)	95%	90%	95%	87%	92%	87%
Hillary Clinton (USA)	88%	63%	83%	52%	65%	58%
Pope Benedict XVI	60%	37%	9%	27%	27%	21%
Nicolas Sarkozy (France)	53%	30%	83%	20%	48%	21%
Average for 6 leaders	81%	66%	63%	54%	61%	57%

Germany

	Serious	Honest	Dynamic	Close to people	Charismatic	Reassuring
The Dalai Lama	86%	88%	37%	86%	83%	90%
Angela Merkel (Germany)	79%	43%	35%	42%	32%	45%
Barack Obama (USA)	85%	78%	91%	89%	87%	66%
Hillary Clinton (USA)	81%	53%	73%	63%	58%	42%
Pope Benedict XVI	77%	39%	14%	49%	40%	63%
Nicolas Sarkozy (France)	44%	19%	63%	39%	52%	17%
Average for 6 leaders	75%	53%	52%	61%	59%	54%

Great Britain

	Serious	Honest	Dynamic	Close to people	Charismatic	Reassuring
The Dalai Lama	80%	85%	45%	81%	66%	81%
Angela Merkel (Germany)	79%	65%	47%	38%	31%	55%
Barack Obama (USA)	84%	83%	84%	82%	91%	80%
Hillary Clinton (USA)	77%	50%	66%	58%	59%	58%
Pope Benedict XVI	80%	47%	19%	45%	26%	44%
Nicolas Sarkozy (France)	51%	30%	46%	42%	60%	29%
Average for 6 leaders	75%	60%	51%	58%	56%	58%

Italy

	Serious	Honest	Dynamic	Close to people	Charismatic	Reassuring
The Dalai Lama	95%	95%	58%	89%	91%	91%
Angela Merkel (Germany)	94%	86%	67%	64%	59%	73%
Barack Obama (USA)	92%	89%	94%	96%	93%	87%
Hillary Clinton (USA)	85%	66%	81%	62%	62%	56%
Pope Benedict XVI	78%	61%	23%	47%	38%	49%
Nicolas Sarkozy (France)	56%	50%	72%	34%	54%	33%
Average for 6 leaders	83%	75%	66%	65%	66%	65%

Spain

	Serious	Honest	Dynamic	Close to people	Charismatic	Reassuring
The Dalai Lama	78%	91%	53%	83%	82%	91%
Angela Merkel (Germany)	83%	68%	58%	40%	55%	58%
Barack Obama (USA)	71%	82%	89%	90%	91%	79%
Hillary Clinton (USA)	64%	51%	68%	58%	62%	50%
Pope Benedict XVI	68%	37%	23%	38%	34%	41%
Nicolas Sarkozy (France)	50%	38%	72%	46%	68%	38%
Average for 6 leaders	69%	61%	61%	59%	65%	60%

United States

	Serious	Honest	Dynamic	Close to people	Charismatic	Reassuring
The Dalai Lama	91%	94%	69%	88%	80%	92%
Angela Merkel (Germany)	90%	74%	62%	52%	51%	66%
Barack Obama (USA)	76%	55%	76%	61%	85%	57%
Hillary Clinton (USA)	86%	49%	66%	46%	52%	49%
Pope Benedict XVI	87%	49%	36%	52%	37%	50%
Nicolas Sarkozy (France)	66%	45%	73%	46%	80%	40%
Average for 6 leaders	83%	61%	64%	58%	64%	59%

The average is the arithmetical average of the 6 countries surveyed. Therefore, this average is not a survey result itself.

About Harris Interactive

Harris Interactive is one of the world's leading custom market research firms, leveraging research, technology, and business acumen to transform relevant insight into actionable foresight. Known widely for the Harris Poll and for pioneering innovative research methodologies, Harris offers expertise in a wide range of industries including healthcare, technology, public affairs, energy, telecommunications, financial services, insurance, media, retail, restaurant, and consumer package goods. Serving clients in over 215 countries and territories through our North American, European, and Asian offices and a network of independent market research firms, Harris specializes in delivering research solutions that help us – and our clients – stay ahead of what's next. For more information, please visit www.harrisinteractive.com.

Press contacts

Harris Interactive en France:

Laurence Lavernhe - Tel: 01 44 87 60 94- llavernhe@harrisinteractive.fr

Harris Interactive Corporate Communications:

Office: +1 (212) 539-9600

ahall@harrisinteractive.com

The average is the arithmetical average of the 6 countries surveyed. Therefore, this average is not a survey result itself.