



Paris, December 4<sup>th</sup>

## « World Leaders » Opinion Barometer Wave 5 – November 2009

A **Harris Interactive** exclusive poll, in partnership with leading international news channel **FRANCE 24**

The latest edition of the international « World Leaders » barometer shows that the decrease of **Barack OBAMA**'s popularity in the United-States is not seen in Europe where he is still extremely popular.

**Angela MERKEL** continues to move up in popularity and is ahead amongst the European leaders.

On the reverse side of the equation, **Nicolas SARKOZY** and **Gordon BROWN** both see their popularity and influence indexes significantly decrease.

**Pope Benedict XVI**, whose popularity had strongly decreased in the previous editions, has moved back to a position close to the one he had at the end of 2008.

In combining the 2 measures of popularity and influence, the top 3 are:

1. Barack OBAMA
2. Angela MERKEL
3. The DALAI LAMA

Results to be released on FRANCE 24 in "Paris Direct" on December, 4<sup>th</sup>, 2009.

### **Methodology**

*The latest poll was conducted online by Harris Interactive, in partnership with FRANCE 24 and The International Herald Tribune, among a total of 6,182 adults (aged 16-64) within France, Germany, Great Britain, Spain and the United-States; and adults (aged 18-64) in Italy, from 28<sup>th</sup> October to 4<sup>th</sup> November 2009. The data were weighted, where necessary, by age, gender, education, region and Internet usage to make it representative of the general population profile for each country. Propensity score weighting was applied to adjust for respondents' propensity to be online.*

***Please note that any communication of these results has to be made with technical elements such as: survey methodology, fieldwork dates, name of the agency, sample size.***

## WORLDWIDE LEADERS' POPULARITY

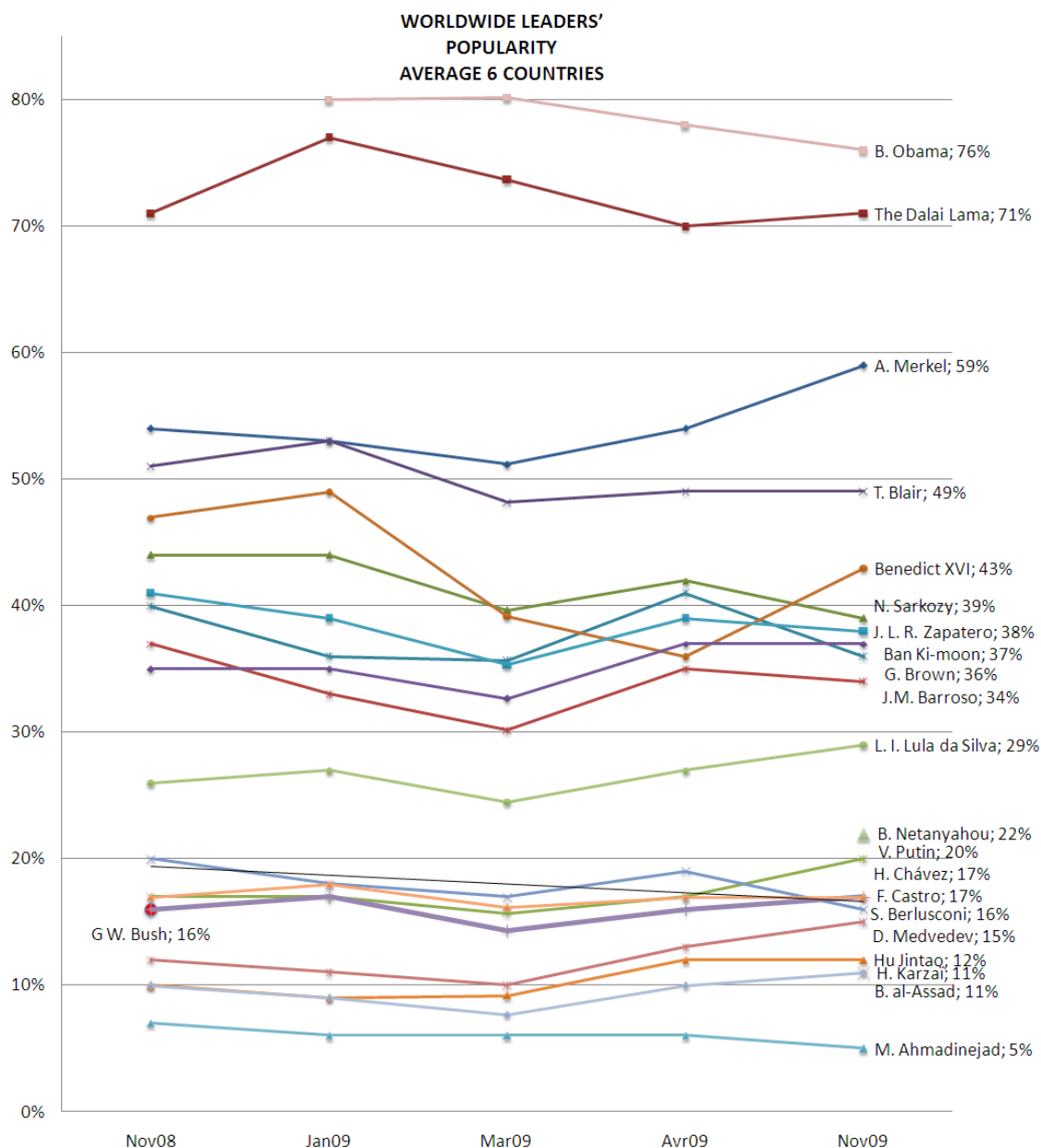
One year later, Barack Obama, the Dalai Lama and Angela Merkel are still part of the top 3 in terms of popularity and retain their position as the most popular worldwide leaders.

**Barack Obama**, while overall remarkably stable, shows since April 2009, a small decrease in his popularity, especially amongst Americans.

**Angela Merkel** continues to move up among the overall countries, with very impressive results in Europe.

**Pope Benedict XVI** comes back up to a popularity level close to the one he had before the debates of the beginning of 2009.

**Nicolas Sarkozy** and **Gordon Brown** both have declined significantly this wave.



*The average is the arithmetical average of the 6 countries surveyed. Therefore, this average is not a survey result itself.*

## **Popularity : No-one is a prophet in his own land...excepted Angela Merkel**

The following table shows the ranking of the leaders in each country. It appears that 3 European leaders have a rather bad situation in their own country: Silvio Berlusconi (11<sup>th</sup> with 39%); Nicolas Sarkozy (9<sup>th</sup> with 34%) ; Gordon Brown (8<sup>th</sup> with 23%). It also appears that Barack Obama lost his first place position in the United-States, in favor of Tony Blair! Finally, Angela Merkel is the only one leader to be in the top 3 in her own country, but even in Germany she is behind Obama and the Dalai Lama.

For each of the following people, please indicate whether you have a very good, somewhat good, somewhat poor or a very poor opinion of that person.

Base : All respondents

Rank					Popularity ranking - Top 10 per country	French		German		British		Italian		Spanish		American		Avg for 6 countries
Nov08	Jan09	Mar09	Avr09	Unweighted Base														
**	1	1	1	Barack Obama (USA)	1,071	***	1,010	***	1,076	***	1,037	***	949	***	1,039	***	6,182	***
1	2	2	2	The Dalai Lama	82%	1	81%	1	72%	1	88%	1	79%	1	53%	4	76%	1
2	3	3	3	Angela Merkel (AGermany)	77%	2	72%	2	58%	2	83%	2	76%	2	58%	2	71%	2
3	4	4	4	Tony Blair (Great Britain)	71%	3	63%	3	40%	3	81%	3	66%	3	34%	7	59%	3
4	5	6	9	Pope Benedict XVI	51%	5	47%	5	27%	7	64%	4	40%	9	65%	1	49%	4
5	6	5	5	Nicolas Sarkozy (France)	27%	11	52%	4	36%	4	54%	7	34%	11	54%	3	43%	5
6	7	8	7	José Luis Rodríguez Zapatero (Spain)	34%	9	36%	8	30%	6	59%	5	48%	5	29%	8	39%	6
9	9	9	8	Ban Ki-moon (United Nations)	53%	4	32%	9	17%	10	57%	6	48%	5	20%	11	38%	7
7	8	7	6	Gordon Brown (Great Britain)	44%	6	38%	7	31%	5	47%	10	45%	8	19%	12	37%	8
8	10	10	10	José Manuel Barroso (European Commission)	37%	7	30%	10	23%	8	50%	9	38%	10	36%	5	36%	9
10	11	11	11	Luiz Inácio Lula da Silva (Brazil)	31%	10	40%	6	14%	12	54%	7	46%	7	19%	12	34%	10
****	****	****	****	Benyamin Netanyahu (Israel)	37%	7	19%	13	10%	15	39%	11	57%	4	17%	14	29%	11
12	15	14	13	Vladimir Putin (Russia)	18%	13	17%	15	14%	12	31%	14	17%	12	35%	6	22%	12
13	13	13	14	Fidel Castro (Cuba)	10%	16	23%	11	15%	11	34%	13	16%	13	22%	9	20%	13
14	14	15	15	Hugo Chávez (Venezuela)	12%	14	19%	13	20%	9	27%	15	16%	13	7%	20	17%	14
11	12	12	12	Silvio Berlusconi (Italy)	27%	11	13%	16	13%	14	26%	16	11%	19	10%	18	17%	14
16	16	16	16	Dmitri Medvedev (Russia)	5%	20	7%	20	10%	15	39%	11	12%	18	22%	9	16%	16
17	17	17	17	Hu Jintao (China)	10%	16	20%	12	10%	15	22%	17	15%	16	16%	15	15%	17
18	18	18	18	Bashar al-Assad (Syria)	9%	18	11%	18	10%	15	17%	19	16%	13	13%	16	12%	18
****	****	****	****	Hamid Karzai (Afghanistan)	9%	18	9%	19	7%	19	20%	18	14%	17	8%	19	11%	19
19	19	19	19	Mahmoud Ahmadinejad (Iran)	12%	14	12%	17	6%	20	15%	20	11%	19	11%	17	11%	19
Means					3%	21	6%	21	5%	21	7%	21	7%	21	5%	21	5%	21
					31%		31%		22%		44%		34%		26%		31%	

\*\* : Barack Obama has been added to replace George W. Bush in January 2009

\*\*\* : Evolution compared to previous wave (April 2009)







\*\*\*\* : Benyamin Netanyahu and Hamid Karzai have been added in November 2009

The average is the arithmetical average of the 6 countries surveyed. Therefore, this average is not a survey result itself.

## Popularity: Change since the previous wave

For each of the following people, please indicate whether you have a very good, somewhat good, somewhat poor or a very poor opinion of that person.

Base : All respondents

Rank	Popularity opinion Very good + Somewhat good opinion	French		German		British		Italian		Spanish		American		Avge for 6 countries	
															
<b>Nov'09</b>	<b>Unweighted Base</b>	1,071	***	1,010	***	1,076	***	1,037	***	949	***	1,039	***	6,182	***
1	Barack Obama (USA)	82%	-2%	81%	3%	72%	-1%	88%	3%	79%	-3%	53%	-16%	76%	-2%
2	The Dalai Lama	77%	2%	72%	1%	58%	-2%	83%	3%	76%	1%	58%	-3%	71%	1%
3	Angela Merkel (Germany)	71%	2%	63%	7%	40%	5%	81%	11%	66%	1%	34%	4%	59%	5%
4	Tony Blair (Great Britain)	51%	1%	47%	2%	27%	-4%	64%	3%	40%	-3%	65%	-1%	49%	0%
5	Pope Benedict XVI	27%	13%	52%	13%	36%	3%	54%	7%	34%	6%	54%	-3%	43%	7%
6	Nicolas Sarkozy (France)	34%	0%	36%	-5%	30%	3%	59%	0%	48%	-10%	29%	-4%	39%	-3%
7	José Luis Rodríguez Zapatero (Spain)	53%	-4%	32%	-2%	17%	-2%	57%	-2%	48%	2%	20%	-2%	38%	-1%
8	Ban Ki-moon (United Nations)	44%	4%	38%	-3%	31%	-2%	47%	4%	45%	-1%	19%	0%	37%	0%
9	Gordon Brown (Great Britain)	37%	-7%	30%	-6%	23%	-2%	50%	-1%	38%	-7%	36%	-9%	36%	-5%
10	José Manuel Barroso (European Commission)	31%	-5%	40%	-2%	14%	-4%	54%	3%	46%	-1%	19%	3%	34%	-1%
11	Luiz Inácio Lula da Silva (Brazil)	37%	7%	19%	2%	10%	-4%	39%	8%	57%	3%	17%	0%	29%	2%
12	Benyamin Netanyahu (Israel)	18%	****	17%	****	14%	****	31%	****	17%	****	35%	****	22%	****
13	Vladimir Putin (Russia)	10%	2%	23%	1%	15%	1%	34%	9%	16%	2%	22%	2%	20%	3%
14	Fidel Castro (Cuba)	12%	1%	19%	0%	20%	-2%	27%	1%	16%	1%	7%	-4%	17%	0%
15	Hugo Chávez (Venezuela)	27%	-2%	13%	-1%	13%	-1%	26%	7%	11%	0%	10%	-1%	17%	1%
16	Silvio Berlusconi (Italy)	5%	-4%	7%	-6%	10%	-4%	39%	-4%	12%	-2%	22%	-1%	16%	-3%
17	Dmitri Medvedev (Russia)	10%	3%	20%	4%	10%	-2%	22%	4%	15%	2%	16%	2%	15%	2%
18	Hu Jintao (China)	9%	4%	11%	0%	10%	-1%	17%	4%	16%	1%	13%	-3%	12%	0%
19	Bashar al-Assad (Syria)	9%	3%	9%	-1%	7%	-2%	20%	6%	14%	0%	8%	0%	11%	1%
20	Hamid Karzai (Afghanistan)	12%	****	12%	****	6%	****	15%	****	11%	****	11%	****	11%	****
21	Mahmoud Ahmadinejad (Iran)	3%	2%	6%	0%	5%	-3%	7%	-1%	7%	-1%	5%	-1%	5%	-1%

\*\* : Barack Obama has been added to replace George W. Bush in January 2009

\*\*\* : Evolution compared to previous wave (April 2009)

\*\*\*\* : Benyamin Netanyahu and Hamid Karzai have been added in November 2009

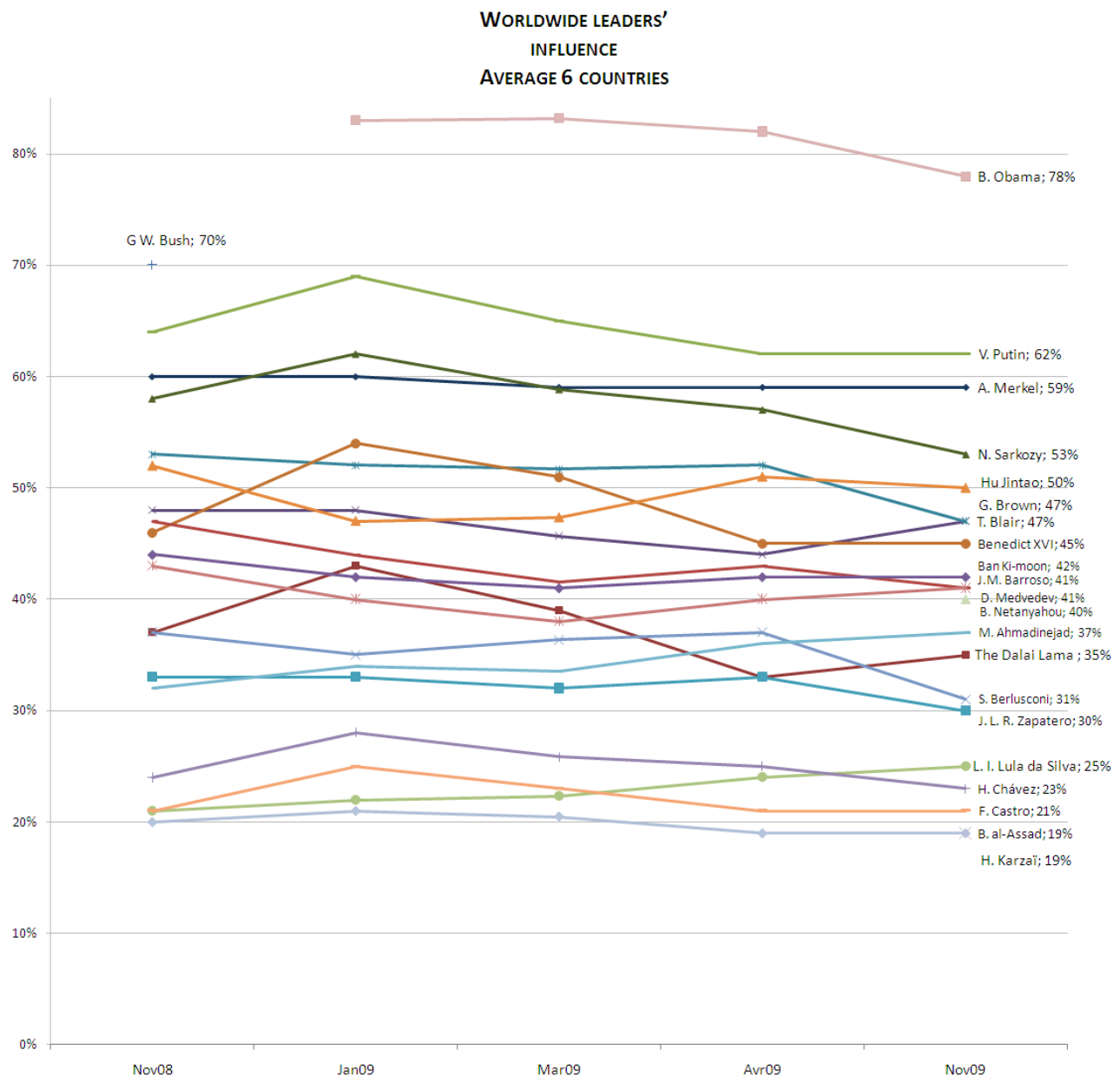
The average is the arithmetical average of the 6 countries surveyed. Therefore, this average is not a survey result itself.

## WORLDWIDE LEADERS' INFLUENCE

Barack Obama retains his position of most influential leader, but his score has declined, especially amongst Americans and Britons.

The top 3 remain the same as the past wave and Nicolas Sarkozy, in decline since the beginning of the year, moves further away from the top three, where he was part at the beginning of 2009.

Also, Tony Blair is now at the same level as the current British Prime Minister, Gordon Brown.















*The average is the arithmetical average of the 6 countries surveyed. Therefore, this average is not a survey result itself.*

## **Influence: Global and per country rankings**

Barack Obama unquestionably remains the most influential worldwide leader for all six countries. Silvio Berlusconi, José Luis Zapatero, and, to a lesser extent, Gordon Brown, are not seen as very influential by their home countries.

For each of the following international personalities, how much influence do you think they have at an international level?

Base : All respondents

					French		German		British		Italian		Spanish		American			
Rank				Influence ranking - Top 10 per country													Avge for 6 countries	
Nov08	Jan'09	Mar'09	Avr'09	Unweighted Base	1 071	***	1 010	***	1 076	***	1 037	***	949	***	1 039	***	6 182	***
**	1	1	1	Barack Obama (USA)	80%	1	82%	1	70%	1	87%	1	83%	1	67%	1	78%	1
2	2	2	2	Vladimir Putin (Russia)	62%	3	69%	2	53%	2	76%	2	63%	4	51%	3	62%	2
3	4	3	3	Angela Merkel (Germany)	66%	2	63%	3	42%	3	76%	2	74%	2	36%	10	59%	3
3	3	4	4	Nicolas Sarkozy (France)	56%	4	47%	5	39%	5	67%	4	70%	3	38%	8	53%	4
6	8	7	6	Hu Jintao (China)	52%	5	47%	5	39%	5	59%	6	55%	9	47%	5	50%	5
5	6	5	5	Gordon Brown (Great Britain)	44%	6	40%	9	38%	7	59%	6	63%	4	44%	6	47%	6
7	7	8	8	Tony Blair (Great Britain)	40%	9	44%	8	30%	10	58%	8	57%	7	54%	2	47%	6
9	5	6	7	Pope Benedict XVI	28%	15	38%	10	33%	8	65%	5	59%	6	49%	4	45%	8
10	11	10	10	Ban Ki-moon (United Nations)	41%	7	38%	10	41%	4	47%	14	50%	10	32%	13	42%	9
8	9	9	9	José Manuel Barroso (European Commission)	41%	7	45%	7	29%	12	53%	10	56%	8	28%	15	41%	10
11	12	12	11	Dmitri Medvedev (Russia)	37%	10	50%	4	33%	8	43%	16	44%	15	37%	9	41%	10
****	****	****	****	Benyamin Netanyahu (Israel)	36%	11	34%	12	30%	10	50%	12	49%	11	41%	7	40%	12
15	14	14	13	Mahmoud Ahmadinejad (Iran)	36%	11	30%	13	22%	14	54%	9	40%	16	36%	10	37%	13
13	10	11	14	The Dalai Lama	34%	13	29%	14	27%	13	45%	15	45%	13	36%	10	35%	14
12	13	13	12	Silvio Berlusconi (Italy)	26%	16	28%	15	20%	15	49%	13	45%	13	21%	19	31%	15
14	15	15	15	José Luis Rodríguez Zapatero (Spain)	34%	13	23%	16	16%	16	52%	11	35%	17	22%	17	30%	16
18	18	18	17	Luiz Inácio Lula da Silva (Brazil)	26%	16	16%	17	13%	18	33%	18	46%	12	18%	21	25%	17
16	16	16	16	Hugo Chávez (Venezuela)	23%	18	13%	21	12%	19	30%	20	32%	18	29%	14	23%	18
17	17	17	18	Fidel Castro (Cuba)	14%	20	15%	18	14%	17	34%	17	27%	19	23%	16	21%	19
19	19	19	19	Bashar al-Assad (Syria)	18%	19	14%	20	11%	21	25%	21	22%	20	21%	19	19%	20
****	****	****	****	Hamid Karzai (Afghanistan)	14%	20	15%	18	12%	19	31%	19	21%	21	22%	17	19%	20
Means					38%		37%		30%		52%		49%		36%		40%	

\*\* : Barack Obama has been added to replace George W. Bush in January 2009













\*\*\* : Evolution compared to previous wave (April 2009)

\*\*\*\* : Benyamin Netanyahu and Hamid Karzai have been added in November 2009

## **Influence : Change since the previous wave**

For each of the following international personalities, how much influence do you think they have at an international level?

Base : All respondents

		French		German		British		Italian		Spanish		American			
Rang	Influence perception <i>A great deal of influence + Some influence</i>													Avge for 6 countries	
Nov'09	Unwiegthed Base	1 071	***	1 010	***	1 076	***	1 037	***	949	***	1 039	***	6 182	***
1	Barack Obama (USA)	80%	-3%	82%	3%	70%	-7%	87%	4%	83%	-4%	67%	-14%	78%	-4%
2	Vladimir Putin (Russia)	62%	2%	69%	0%	53%	-3%	76%	8%	63%	-1%	51%	-6%	62%	0%
3	Angela Merkel (Germany)	66%	2%	63%	1%	42%	-4%	76%	10%	74%	-4%	36%	-5%	59%	0%
4	Nicolas Sarkozy (France)	56%	-1%	47%	-8%	39%	-3%	67%	-1%	70%	-9%	38%	-3%	53%	-4%
5	Hu Jintao (China)	52%	0%	47%	0%	39%	-10%	59%	6%	55%	1%	47%	-8%	50%	-1%
6	Gordon Brown (Great Britain)	44%	-3%	40%	-4%	38%	-13%	59%	3%	63%	-4%	44%	-5%	47%	-5%
7	Tony Blair (Great Britain)	40%	5%	44%	3%	30%	3%	58%	9%	57%	4%	54%	-1%	47%	3%
8	Pope Benedict XVI	28%	0%	38%	6%	33%	-2%	65%	1%	59%	3%	49%	-8%	45%	0%
9	Ban Ki-moon (United Nations)	41%	3%	38%	0%	41%	-3%	47%	5%	50%	-2%	32%	-7%	42%	0%
10	José Manuel Barroso (European Commission)	41%	-1%	45%	3%	29%	-11%	53%	4%	56%	3%	28%	-4%	41%	-2%
11	Dmitri Medvedev (Russia)	37%	3%	50%	1%	33%	-2%	43%	2%	44%	-2%	37%	-3%	41%	1%
12	Benyamin Netanyahu (Israel)	36%	****	34%	****	30%	****	50%	****	49%	****	41%	****	40%	****
13	Mahmoud Ahmadinejad (Iran)	36%	5%	30%	0%	22%	-4%	54%	5%	40%	1%	36%	-2%	37%	1%
14	The Dalai Lama	34%	5%	29%	5%	27%	1%	45%	5%	45%	6%	36%	-2%	35%	2%
15	Silvio Berlusconi (Italy)	26%	-3%	28%	-7%	20%	-7%	49%	-3%	45%	-10%	21%	-3%	31%	-6%
16	José Luis Rodríguez Zapatero (Spain)	34%	-3%	23%	-1%	16%	-6%	52%	2%	35%	-4%	22%	-1%	30%	-3%
17	Luiz Inácio Lula da Silva (Brazil)	26%	4%	16%	3%	13%	-3%	33%	5%	46%	3%	18%	-5%	25%	1%
18	Hugo Chávez (Venezuela)	23%	-1%	13%	0%	12%	-3%	30%	1%	32%	-2%	29%	-4%	23%	-2%
19	Fidel Castro (Cuba)	14%	1%	15%	0%	14%	-1%	34%	5%	27%	2%	23%	-3%	21%	0%
20	Bashar al-Assad (Syria)	18%	3%	14%	1%	11%	-6%	25%	4%	22%	0%	21%	-3%	19%	0%
21	Hamid Karzaï (Afghanistan)	14%	****	15%	****	12%	****	31%	****	21%	****	22%	****	19%	****

\*\* : Barack Obama has been added to replace George W. Bush in January 2009

\*\*\* : Evolution compared to previous wave (April 2009)

\*\*\*\* : Benyamin Netanyahu and Hamid Karzai have been added in November 2009

The average is the arithmetical average of the 6 countries surveyed. Therefore, this average is not a survey result itself.



## POPULARITY – INFLUENCE SYNTHESIS

The popularity / influence index shows the **relative decrease** of **Barack Obama**, essentially due to his popularity decrease in the United-States and, to a larger extent, the decrease of his influence.

In the top 5, the only significant change is the **decrease of Nicolas Sarkozy**, which moves **Tony Blair** ahead. **Gordon Brown** moves away from the “top 5” while **Silvio Berlusconi** even leaves the “top 15”...

For each of the following people, please indicate whether you have a very good, somewhat good, somewhat poor or a very poor opinion of that person.

Base : All respondents

Rank					Popularity- Influence Average 6 countries	Popularity (Very + Somewhat good opinion)		Influence (A great deal of + Some influence)		Popularity / influence" average index	
Nov'08	Jan'09	Mar'09	Avr'09	Nov'09	Unweighted Base	6,182		6,182		6,182	
**	1	1	1	1	Barack Obama (USA)	76%	-2%	78%	-4%	77%	-3%
1	3	3	2	2	Angela Merkel (Germany)	59%	5%	59%	0%	59%	2%
2	2	2	3	3	The Dalai Lama	71%	1%	35%	2%	53%	1%
4	6	5	5	4	Tony Blair (Great Britain)	49%	0%	47%	3%	48%	1%
3	4	4	4	5	Nicolas Sarkozy (France)	39%	-3%	53%	-4%	46%	-4%
6	5	6	7	6	Pope Benedict XVI	43%	7%	45%	0%	44%	3%
5	7	7	6	7	Gordon Brown (Great Britain)	36%	-5%	47%	-5%	42%	-6%
9	8	8	8	8	Vladimir Putin (Russia)	20%	3%	62%	0%	41%	1%
10	10	9	9	9	Ban Ki-moon (United Nations)	37%	0%	42%	0%	40%	-1%
8	9	10	10	10	José Manuel Barroso (European Commission)	34%	-1%	41%	-2%	38%	-2%
11	11	11	11	11	José Luis Rodríguez Zapatero (Spain)	38%	-1%	30%	-3%	34%	-2%
12	12	12	12	12	Hu Jintao (China)	12%	0%	50%	-1%	31%	-1%
****	****	****	****	****	Benyamin Netanyahu (Israel)	22%	****	40%	****	31%	****
14	14	14	14	14	Dmitri Medvedev (Russia)	15%	2%	41%	1%	28%	1%
15	15	15	15	15	Luiz Inácio Lula da Silva (Brazil)	29%	2%	25%	1%	27%	1%
13	13	13	13	16	Silvio Berlusconi (Italy)	16%	-3%	31%	-6%	24%	-5%
17	18	17	16	17	Mahmoud Ahmadinejad (Iran)	5%	-1%	37%	1%	21%	0%
16	16	16	17	18	Hugo Chávez (Venezuela)	17%	1%	23%	-2%	20%	-1%
18	17	18	18	19	Fidel Castro (Cuba)	17%	0%	21%	0%	19%	0%
19	19	19	19	20	Bashar al-Assad (Syria)	11%	1%	19%	0%	15%	0%
****	****	****	****	21	Hamid Karzai (Afghanistan)	11%	****	19%	****	15%	****
Leaders average						31%		40%		37%	

\*\* : Barack Obama has been added to replace George W. Bush in January 2009

\*\*\* : Evolution compared to previous wave (March 2009)

\*\*\*\* : Benyamin Netanyahu and Hamid Karzai have been added in November 2009

The average is the arithmetical average of the 6 countries surveyed. Therefore, this average is not a survey result itself.

## APPENDIX 1: POPULARITY – INFLUENCE SYNTHESIS DETAILED PER COUNTRY

Rank					France	Popularity (Very + Somewhat good opinion)		Influence (A great deal of + Some influence)		Popularity / influence" average index	
Nov'08	Jan'09	Mar'09	Avr'09	Nov'09	Unweighted Base	1,071	***	1,071	***	1,071	***
**	1	1	1	1	Barack Obama (USA)	82%	-2%	80%	-3%	81%	-3%
1	2	2	2	2	Angela Merkel (Germany)	71%	2%	66%	2%	69%	2%
2	3	3	3	3	The Dalai Lama	77%	2%	34%	5%	56%	4%
5	5	4	7	4	Tony Blair (Great Britain)	51%	1%	40%	5%	46%	3%
3	4	5	5	5	Nicolas Sarkozy (France)	34%	0%	56%	-1%	45%	-1%
4	6	6	4	6	José Luis Rodríguez Zapatero (Spain)	53%	-4%	34%	-3%	44%	-3%
8	9	8	8	7	Ban Ki-moon (United Nations)	44%	4%	41%	3%	43%	4%
6	7	7	6	8	Gordon Brown (Great Britain)	37%	-7%	44%	-3%	41%	-5%
7	8	9	9	9	José Manuel Barroso (European Commission)	31%	-5%	41%	-1%	36%	-3%
9	10	10	10	9	Vladimir Putin (Russia)	10%	2%	62%	2%	36%	2%
14	13	13	13	11	Luiz Inácio Lula da Silva (Brazil)	37%	7%	26%	4%	32%	6%
12	14	11	11	12	Hu Jintao (China)	9%	4%	52%	0%	31%	2%
11	11	14	14	13	Pope Benedict XVI	27%	13%	28%	0%	28%	7%
****	****	****	****	14	Benjamin Netanyahu (Israel)	18%	****	36%	****	27%	****
13	12	12	12	15	Hugo Chávez (Venezuela)	27%	-2%	23%	-1%	25%	-2%
15	15	15	15	16	Dmitri Medvedev (Russia)	10%	3%	37%	3%	24%	3%
17	16	17	17	17	Mahmoud Ahmadinejad (Iran)	3%	2%	36%	5%	20%	4%
16	17	16	16	18	Silvio Berlusconi (Italy)	5%	-4%	26%	-3%	16%	-3%
18	18	19	19	19	Bashar al-Assad (Syria)	9%	3%	18%	3%	14%	3%
19	19	18	18	20	Fidel Castro (Cuba)	12%	1%	14%	1%	13%	1%
****	****	****	****	20	Hamid Karzai (Afghanistan)	12%	****	14%	****	13%	****
Leaders average						31%		38%		35%	

\*\* : Barack Obama has been added to replace George W. Bush in January 2009

\*\*\* : Evolution compared to previous wave (April 2009)

\*\*\*\* : Benjamin Netanyahu and Hamid Karzai have been added in November 2009

Rank					Germany	Popularity (Very + Somewhat good opinion)		Influence (A great deal of + Some influence)		Popularity / influence" average index	
Nov'08	Jan'09	Mar'09	Avr'09	Nov'09	Unweighted Base	1,010	***	1,010	***	1,010	***
**	1	1	1	1	Barack Obama (USA)	81%	3%	82%	3%	82%	3%
1	2	2	2	2	Angela Merkel (AGermany)	63%	7%	63%	1%	63%	4%
2	3	3	4	3	The Dalai Lama	72%	1%	29%	5%	51%	3%
5	7	6	6	4	Tony Blair (Great Britain)	47%	2%	44%	3%	46%	3%
7	6	5	5	5	Vladimir Putin (Russia)	23%	1%	69%	0%	46%	0%
4	5	7	10	6	Pope Benedict XVI	52%	13%	38%	6%	45%	9%
6	8	8	7	7	José Manuel Barroso (European Commission)	40%	-2%	45%	3%	43%	1%
3	4	4	3	8	Nicolas Sarkozy (France)	36%	-5%	47%	-8%	42%	-6%
8	9	9	9	9	Ban Ki-moon (United Nations)	38%	-3%	38%	0%	38%	-2%
10	10	10	8	10	Gordon Brown (Great Britain)	30%	-6%	40%	-4%	35%	-5%
11	11	11	11	10	Dmitri Medvedev (Russia)	20%	4%	50%	1%	35%	2%
13	12	12	13	12	Hu Jintao (China)	11%	0%	47%	0%	29%	0%
12	14	13	12	13	José Luis Rodríguez Zapatero (Spain)	32%	-2%	23%	-1%	28%	-1%
****	****	****	****	14	Benjamin Netanyahu (Israel)	17%	****	34%	****	26%	****
14	13	14	14	15	Silvio Berlusconi (Italy)	7%	-6%	28%	-7%	18%	-6%
16	16	15	15	15	Mahmoud Ahmadinejad (Iran)	6%	0%	30%	0%	18%	0%
17	17	17	17	15	Luiz Inácio Lula da Silva (Brazil)	19%	2%	16%	3%	18%	3%
15	15	16	16	18	Fidel Castro (Cuba)	19%	0%	15%	0%	17%	0%
****	****	****	****	19	Hamid Karzai (Afghanistan)	12%	****	15%	****	14%	****
18	18	18	18	20	Hugo Chávez (Venezuela)	13%	-1%	13%	0%	13%	-1%
19	19	19	19	21	Bashar al-Assad (Syria)	9%	-1%	14%	1%	12%	0%
Leaders average						31%		37%		34%	


\*\* : Barack Obama has been added to replace George W. Bush in January 2009

\*\*\* : Evolution compared to previous wave (April 2009)

\*\*\*\* : Benjamin Netanyahu and Hamid Karzai have been added in November 2009

The average is the arithmetical average of the 6 countries surveyed. Therefore, this average is not a survey result itself.




Rank					Great Britain 	Popularity (Very + Somewhat good opinion)		Influence (A great deal of + Some influence)		Popularity / influence" average index"	
Nov'08	Jan'09	Mar'09	Apr'09	Nov'09	Unweighted Base	1,076	***	1,076	***	1,076	***
**	1	1	1	1	Barack Obama (USA)	72%	-1%	70%	-7%	71%	-4%
2	2	2	2	2	The Dalai Lama	58%	-2%	27%	1%	43%	0%
8	9	8	3	3	Angela Merkel (Germany)	40%	5%	42%	-4%	41%	0%
7	6	6	4	4	Ban Ki-moon (United Nations)	31%	-2%	41%	-3%	36%	-3%
6	5	5	7	5	Nicolas Sarkozy (France)	30%	3%	39%	-3%	35%	0%
4	4	4	8	5	Pope Benedict XVI	36%	3%	33%	-2%	35%	1%
9	7	7	6	7	Vladimir Putin (Russia)	15%	1%	53%	-3%	34%	-1%
1	3	3	5	8	Gordon Brown (Great Britain)	23%	-2%	38%	-13%	31%	-7%
5	8	9	10	9	Tony Blair (Great Britain)	27%	-4%	30%	3%	29%	0%
11	11	10	9	10	Hu Jintao (China)	10%	-1%	39%	-10%	25%	-5%
10	10	11	11	11	José Manuel Barroso (European Commission)	14%	-4%	29%	-11%	22%	-7%
12	12	14	12	11	Dmitri Medvedev (Russia)	10%	-2%	33%	-2%	22%	-2%
****	****	****	****	11	Benjamin Netanyahu (Israel)	14%	****	30%	****	22%	****
15	15	15	14	14	José Luis Rodríguez Zapatero (Spain)	17%	-2%	16%	-6%	17%	-4%
14	13	13	15	15	Fidel Castro (Cuba)	20%	-2%	14%	-1%	17%	-2%
13	14	12	13	16	Silvio Berlusconi (Italy)	10%	-4%	20%	-7%	15%	-6%
16	16	16	16	17	Mahmoud Ahmadinejad (Iran)	5%	-3%	22%	-4%	14%	-3%
18	17	17	18	18	Hugo Chávez (Venezuela)	13%	-1%	12%	-3%	13%	-2%
19	19	19	17	19	Luiz Inácio Lula da Silva (Brazil)	10%	-4%	13%	-3%	12%	-3%
17	18	18	19	20	Bashar al-Assad (Syria)	7%	-2%	11%	-6%	9%	-4%
****	****	****	****	20	Hamid Karzai (Afghanistan)	6%	****	12%	****	9%	****
Leaders average						22%		30%		26%	

\*\* : Barack Obama has been added to replace George W. Bush in January 2009

\*\*\* : Evolution compared to previous wave (April 2009)

\*\*\*\* : Benjamin Netanyahu and Hamid Karzai have been added in November 2009

Rank					Italy 	Popularity (Very + Somewhat good opinion)		Influence (A great deal of + Some influence)		Popularity / influence" average index"	
Nov'08	Jan'09	Mar'09	Apr'09	Nov'09	Unweighted Base	1,037	***	1,037	***	1,037	***
**	1	1	1	1	Barack Obama (USA)	88%	3%	87%	4%	88%	4%
1	2	2	2	2	Angela Merkel (Germany)	81%	11%	76%	10%	79%	11%
2	4	3	4	3	The Dalai Lama	83%	3%	45%	5%	64%	4%
3	3	4	3	4	Nicolas Sarkozy (France)	59%	0%	67%	-1%	63%	-1%
4	7	8	6	5	Tony Blair (Great Britain)	64%	3%	58%	9%	61%	6%
5	5	5	5	6	Pope Benedict XVI	54%	7%	65%	1%	60%	4%
6	6	6	7	7	José Luis Rodríguez Zapatero (Spain)	57%	-2%	52%	2%	55%	0%
8	9	7	8	7	Gordon Brown (Great Britain)	50%	-1%	59%	3%	55%	1%
9	8	10	11	7	Vladimir Putin (Russia)	34%	9%	76%	8%	55%	8%
7	10	9	9	10	José Manuel Barroso (European Commission)	54%	3%	53%	4%	54%	4%
12	11	11	12	11	Ban Ki-moon (United Nations)	47%	4%	47%	5%	47%	4%
10	12	12	10	12	Silvio Berlusconi (Italy)	39%	-4%	49%	-3%	44%	-4%
****	****	****	****	13	Benjamin Netanyahu (Israel)	31%	****	50%	****	41%	****
13	13	13	13	14	Hu Jintao (China)	17%	4%	59%	6%	38%	5%
14	14	15	15	15	Luiz Inácio Lula da Silva (Brazil)	39%	8%	33%	5%	36%	6%
15	16	17	14	16	Dmitri Medvedev (Russia)	22%	4%	43%	2%	33%	3%
17	17	16	16	17	Mahmoud Ahmadinejad (Iran)	7%	-1%	54%	5%	31%	2%
16	15	14	17	17	Fidel Castro (Cuba)	27%	1%	34%	5%	31%	3%
18	18	18	18	19	Hugo Chávez (Venezuela)	26%	7%	30%	1%	28%	4%
19	19	19	19	20	Bashar al-Assad (Syria)	20%	6%	25%	4%	23%	5%
****	****	****	****	20	Hamid Karzai (Afghanistan)	15%	****	31%	****	23%	****
Leaders average						44%		52%		48%	

\*\* : Barack Obama has been added to replace George W. Bush in January 2009

\*\*\* : Evolution compared to previous wave (April 2009)

\*\*\*\* : Benjamin Netanyahu and Hamid Karzai have been added in November 2009

The average is the arithmetical average of the 6 countries surveyed. Therefore, this average is not a survey result itself.

Rank					Spain	Popularity (Very + Somewhat good opinion)		Influence (A great deal of + Some influence)		Popularity / influence" average index	
Nov'08	Jan'09	Mar'09	Avr'09	Nov'09	Unweighted Base	949	***	949	***	949	***
**	1	1	1	1	Barack Obama (USA)	79%	-3%	83%	-4%	81%	-4%
1	3	2	2	2	Angela Merkel (Germany)	66%	1%	74%	-4%	70%	-2%
3	4	4	4	3	The Dalai Lama	76%	1%	45%	6%	61%	4%
2	2	3	3	4	Nicolas Sarkozy (France)	48%	-10%	70%	-9%	59%	-10%
10	10	10	8	5	Luiz Inácio Lula da Silva (Brazil)	57%	3%	46%	3%	52%	3%
4	7	5	5	6	Gordon Brown (Great Britain)	38%	-7%	63%	-4%	51%	-5%
5	8	9	6	6	José Manuel Barroso (European Commission)	46%	-1%	56%	3%	51%	1%
6	5	6	9	8	Tony Blair (Great Britain)	40%	-3%	57%	4%	49%	1%
7	12	12	7	9	Ban Ki-moon (United Nations)	45%	-1%	50%	-2%	48%	-1%
9	6	7	11	10	Pope Benedict XVI	34%	6%	59%	3%	47%	5%
8	9	8	10	11	José Luis Rodríguez Zapatero (Spain)	48%	2%	35%	-4%	42%	-1%
12	11	11	12	12	Vladimir Putin (Russia)	16%	2%	63%	-1%	40%	1%
14	14	14	13	13	Hu Jintao (China)	16%	1%	55%	1%	36%	1%
****	****	****	****	14	Benjamin Netanyahu (Israel)	17%	****	49%	****	33%	****
15	15	15	15	15	Dmitri Medvedev (Russia)	15%	2%	44%	-2%	30%	0%
13	13	13	14	16	Silvio Berlusconi (Italy)	12%	-2%	45%	-10%	29%	-6%
17	17	18	16	17	Mahmoud Ahmadinejad (Iran)	7%	-1%	40%	1%	24%	0%
16	16	16	17	18	Hugo Chávez (Venezuela)	11%	0%	32%	-2%	22%	-1%
18	18	17	18	18	Fidel Castro (Cuba)	16%	1%	27%	2%	22%	2%
19	19	19	19	19	Bashar al-Assad (Syria)	14%	0%	22%	0%	18%	0%
****	****	****	****	20	Hamid Karzai (Afghanistan)	11%	****	21%	****	16%	****
Leaders average						34%		49%		42%	

\*\* : Barack Obama has been added to replace George W. Bush in January 2009

\*\*\* : Evolution compared to previous wave (April 2009)

\*\*\*\* : Benjamin Netanyahu and Hamid Karzai have been added in November 2009

Rank					United States	Popularity (Very + Somewhat good opinion)		Influence (A great deal of + Some influence)		Popularity / influence" average index	
Nov'08	Jan'09	Mar'09	Avr'09	Nov'09	Unweighted Base	1,039	***	1,039	***	1,039	***
**	1	1	1	1	Barack Obama (USA)	53%	-16%	67%	-14%	60%	-15%
1	3	2	2	1	Tony Blair (Great Britain)	65%	-1%	54%	-1%	60%	-1%
2	2	3	3	3	Pope Benedict XVI	54%	-3%	49%	-8%	52%	-5%
4	4	4	4	4	The Dalai Lama	58%	-3%	36%	-2%	47%	-3%
5	5	5	5	5	Gordon Brown (Great Britain)	36%	-9%	44%	-5%	40%	-7%
****	****	****	****	6	Benjamin Netanyahu (Israel)	35%	****	41%	****	38%	****
7	6	6	6	7	Vladimir Putin (Russia)	22%	2%	51%	-6%	37%	-2%
8	8	8	9	8	Angela Merkel (Germany)	34%	4%	36%	-5%	35%	-1%
6	7	7	7	9	Nicolas Sarkozy (France)	29%	-4%	38%	-3%	34%	-3%
9	10	10	8	10	Hu Jintao (China)	13%	-3%	47%	-8%	30%	-6%
12	11	11	11	11	Dmitri Medvedev (Russia)	16%	2%	37%	-3%	27%	0%
11	9	9	10	12	Ban Ki-moon (United Nations)	19%	0%	32%	-7%	26%	-3%
10	14	13	12	13	José Manuel Barroso (European Commission)	19%	3%	28%	-4%	24%	0%
15	16	16	13	14	Silvio Berlusconi (Italy)	22%	-1%	21%	-3%	22%	-2%
13	15	18	14	15	José Luis Rodríguez Zapatero (Spain)	20%	-2%	22%	-1%	21%	-2%
14	13	14	16	15	Mahmoud Ahmadinejad (Iran)	5%	-1%	36%	-2%	21%	-1%
16	12	12	15	17	Hugo Chávez (Venezuela)	10%	-1%	29%	-4%	20%	-2%
17	18	17	17	18	Luiz Inácio Lula da Silva (Brazil)	17%	0%	18%	-5%	18%	-2%
****	****	****	****	19	Hamid Karzai (Afghanistan)	11%	****	22%	****	17%	****
18	17	15	18	20	Fidel Castro (Cuba)	7%	-4%	23%	-3%	15%	-4%
19	19	19	19	20	Bashar al-Assad (Syria)	8%	0%	21%	-3%	15%	-1%
Leaders average						26%		36%		31%	

\*\* : Barack Obama has been added to replace George W. Bush in January 2009

\*\*\* : Evolution compared to previous wave (April 2009)







\*\*\*\* : Benjamin Netanyahu and Hamid Karzai have been added in November 2009







The average is the arithmetical average of the 6 countries surveyed. Therefore, this average is not a survey result itself.







## APPENDIX 2: POPULARITY DETAILED PER COUNTRY







For each of the following people, please indicate whether you have a very good, somewhat good, somewhat poor or a very poor opinion of that person.

Base : All respondents







	French	German	British	Italian	Spanish	American	Avg for 6 countries
<b>Barack Obama (USA)</b>							
<i>Unweighted Base</i>	1,071	1,010	1,076	1,037	949	1,039	6,182
<b>Very good + Somewhat good opinion (4+3)</b>	82%	81%	72%	88%	79%	53%	76%
Very good opinion (4)	33%	40%	25%	45%	33%	33%	35%
Somewhat good opinion (3)	49%	40%	47%	43%	46%	21%	41%
<b>Very poor + Somewhat poor opinion (1+2)</b>	6%	7%	12%	4%	11%	32%	12%
Somewhat poor opinion (2)	4%	5%	9%	3%	9%	16%	8%
Very poor opinion (1)	2%	2%	3%	1%	2%	16%	4%
<b>Mean</b>	3,3	3,4	3,1	3,4	3,2	2,8	3,2
Not sure	13%	12%	16%	8%	10%	15%	12%







	French	German	British	Italian	Spanish	American	Avg for 6 countries
<b>The Dalai Lama</b>							
<i>Unweighted Base</i>	1,071	1,010	1,076	1,037	949	1,039	6,182
<b>Very good + Somewhat good opinion (4+3)</b>	77%	72%	58%	83%	76%	58%	71%
Very good opinion (4)	41%	39%	30%	52%	45%	34%	40%
Somewhat good opinion (3)	36%	33%	28%	31%	30%	24%	30%
<b>Very poor + Somewhat poor opinion (1+2)</b>	4%	9%	8%	4%	11%	8%	7%
Somewhat poor opinion (2)	2%	5%	6%	3%	8%	5%	5%
Very poor opinion (1)	2%	4%	2%	1%	3%	3%	3%
<b>Mean</b>	3,4	3,3	3,3	3,5	3,4	3,4	3,4
Not sure	19%	18%	34%	13%	13%	35%	22%







	French	German	British	Italian	Spanish	American	Avg for 6 countries
<b>Angela Merkel (Germany)</b>							
<i>Unweighted Base</i>	1,071	1,010	1,076	1,037	949	1,039	6,182
<b>Very good + Somewhat good opinion (4+3)</b>	71%	63%	40%	81%	66%	34%	59%
Very good opinion (4)	21%	22%	9%	27%	21%	10%	18%
Somewhat good opinion (3)	50%	41%	31%	54%	45%	25%	41%
<b>Very poor + Somewhat poor opinion (1+2)</b>	9%	25%	12%	6%	16%	8%	12%
Somewhat poor opinion (2)	7%	18%	9%	5%	13%	4%	9%
Very poor opinion (1)	2%	7%	3%	1%	3%	3%	3%
<b>Mean</b>	3,1	2,9	2,9	3,2	3,0	3,0	3,0
Not sure	20%	11%	48%	13%	19%	58%	29%







	French	German	British	Italian	Spanish	American	Avg for 6 countries
<b>Tony Blair (Great Britain)</b>							
<i>Unweighted Base</i>	1,071	1,010	1,076	1,037	949	1,039	6,182
<b>Very good + Somewhat good opinion (4+3)</b>	51%	47%	27%	64%	40%	65%	49%
Very good opinion (4)	7%	7%	6%	10%	6%	31%	11%
Somewhat good opinion (3)	44%	41%	21%	54%	34%	34%	38%
<b>Very poor + Somewhat poor opinion (1+2)</b>	21%	31%	56%	22%	45%	9%	31%
Somewhat poor opinion (2)	17%	24%	23%	19%	33%	6%	20%
Very poor opinion (1)	5%	7%	33%	2%	12%	2%	10%
<b>Mean</b>	2,8	2,6	2,0	2,8	2,4	3,3	2,6
Not sure	28%	22%	17%	15%	15%	26%	20%

The average is the arithmetical average of the 6 countries surveyed. Therefore, this average is not a survey result itself.







	French	German	British	Italian	Spanish	American	
<b>Pope Benedict XVI</b>							<b>Avge for 6 countries</b>
<i>Unweighted Base</i>	1,071	1,010	1,076	1,037	949	1,039	6,182
<b>Very good + Somewhat good opinion (4+3)</b>	27%	52%	36%	54%	34%	54%	43%
Very good opinion (4)	6%	12%	8%	23%	9%	23%	14%
Somewhat good opinion (3)	21%	40%	28%	31%	25%	31%	29%
<b>Very poor + Somewhat poor opinion (1+2)</b>	49%	31%	33%	36%	56%	19%	37%
Somewhat poor opinion (2)	26%	18%	17%	21%	29%	10%	20%
Very poor opinion (1)	23%	12%	16%	15%	26%	9%	17%
<b>Mean</b>	1,8	2,4	2,3	2,6	2,1	2,9	2,3
Not sure	19%	17%	25%	14%	15%	22%	19%







	French	German	British	Italian	Spanish	American	
<b>Nicolas Sarkozy (France)</b>							<b>Avge for 6 countries</b>
<i>Unweighted Base</i>	1,071	1,010	1,076	1,037	949	1,039	6,182
<b>Very good + Somewhat good opinion (4+3)</b>	34%	36%	30%	59%	48%	29%	39%
Very good opinion (4)	8%	3%	3%	8%	10%	7%	7%
Somewhat good opinion (3)	26%	32%	27%	51%	37%	23%	32%
<b>Very poor + Somewhat poor opinion (1+2)</b>	53%	31%	31%	27%	40%	21%	34%
Somewhat poor opinion (2)	27%	23%	21%	23%	31%	14%	23%
Very poor opinion (1)	26%	9%	9%	4%	9%	6%	11%
<b>Mean</b>	2,2	2,5	2,4	2,7	2,6	2,6	2,5
Not sure	13%	33%	39%	15%	13%	50%	27%







	French	German	British	Italian	Spanish	American	
<b>Jose Luis Rodriguez Zapatero (Spain)</b>							<b>Avge for 6 countries</b>
<i>Unweighted Base</i>	1,071	1,010	1,076	1,037	949	1,039	6,182
<b>Very good + Somewhat good opinion (4+3)</b>	53%	32%	17%	57%	48%	20%	38%
Very good opinion (4)	7%	3%	2%	17%	14%	3%	7%
Somewhat good opinion (3)	46%	29%	16%	40%	34%	17%	30%
<b>Very poor + Somewhat poor opinion (1+2)</b>	13%	15%	9%	23%	44%	12%	19%
Somewhat poor opinion (2)	10%	12%	7%	18%	21%	7%	12%
Very poor opinion (1)	3%	3%	2%	5%	23%	5%	6%
<b>Mean</b>	2,9	2,7	2,6	2,9	2,4	2,6	2,7
Not sure	34%	54%	73%	20%	9%	68%	43%







	French	German	British	Italian	Spanish	American	
<b>Ban Ki-moon (United Nations)</b>							<b>Avge for 6 countries</b>
<i>Unweighted Base</i>	1,071	1,010	1,076	1,037	949	1,039	6,182
<b>Very good + Somewhat good opinion (4+3)</b>	44%	38%	31%	47%	45%	19%	37%
Very good opinion (4)	8%	8%	7%	9%	9%	4%	8%
Somewhat good opinion (3)	36%	29%	24%	38%	36%	15%	29%
<b>Very poor + Somewhat poor opinion (1+2)</b>	9%	12%	12%	13%	20%	18%	14%
Somewhat poor opinion (2)	7%	9%	9%	11%	16%	9%	10%
Very poor opinion (1)	2%	3%	3%	3%	4%	8%	4%
<b>Mean</b>	3,0	2,9	2,8	2,9	2,8	2,4	2,8
Not sure	47%	50%	57%	40%	35%	64%	49%

The average is the arithmetical average of the 6 countries surveyed. Therefore, this average is not a survey result itself.

	French	German	British	Italian	Spanish	American	
<b>Gordon Brown (Great Britain)</b>							<b>Avge for 6 countries</b>
<i>Unweighted Base</i>	1,071	1,010	1,076	1,037	949	1,039	6,182
<b>Very good + Somewhat good opinion (4+3)</b>	37%	30%	23%	50%	38%	36%	36%
Very good opinion (4)	2%	1%	5%	4%	3%	8%	4%
Somewhat good opinion (3)	35%	29%	18%	47%	35%	29%	32%
<b>Very poor + Somewhat poor opinion (1+2)</b>	24%	28%	60%	22%	37%	13%	31%
Somewhat poor opinion (2)	21%	23%	25%	18%	30%	8%	21%
Very poor opinion (1)	3%	5%	35%	3%	7%	4%	10%
<b>Mean</b>	2,6	2,5	1,9	2,7	2,5	2,8	2,5
Not sure	39%	42%	17%	28%	25%	51%	34%







	French	German	British	Italian	Spanish	American	
<b>Jose Manuel Barroso (European Commission)</b>							<b>Avge for 6 countries</b>
<i>Unweighted Base</i>	1,071	1,010	1,076	1,037	949	1,039	6,182
<b>Very good + Somewhat good opinion (4+3)</b>	31%	40%	14%	54%	46%	19%	34%
Very good opinion (4)	4%	6%	1%	9%	8%	3%	5%
Somewhat good opinion (3)	27%	34%	13%	45%	38%	15%	29%
<b>Very poor + Somewhat poor opinion (1+2)</b>	24%	16%	16%	14%	22%	9%	17%
Somewhat poor opinion (2)	18%	13%	8%	12%	19%	5%	12%
Very poor opinion (1)	6%	4%	8%	3%	3%	4%	5%
<b>Mean</b>	2,5	2,7	2,2	2,9	2,8	2,7	2,7
Not sure	45%	44%	70%	31%	31%	72%	49%







	French	German	British	Italian	Spanish	American	
<b>Luiz Inacio Lula da Silva (Brazil)</b>							<b>Avge for 6 countries</b>
<i>Unweighted Base</i>	1,071	1,010	1,076	1,037	949	1,039	6,182
<b>Very good + Somewhat good opinion (4+3)</b>	37%	19%	10%	39%	57%	17%	29%
Very good opinion (4)	8%	1%	1%	7%	16%	4%	6%
Somewhat good opinion (3)	29%	17%	8%	31%	41%	13%	23%
<b>Very poor + Somewhat poor opinion (1+2)</b>	14%	18%	12%	22%	21%	12%	16%
Somewhat poor opinion (2)	11%	13%	9%	17%	15%	8%	12%
Very poor opinion (1)	3%	5%	3%	5%	6%	4%	4%
<b>Mean</b>	2,8	2,4	2,4	2,7	2,9	2,6	2,7
Not sure	49%	63%	79%	39%	21%	70%	54%







	French	German	British	Italian	Spanish	American	
<b>Benjamin Netanyahu (Israel)</b>							<b>Avge for 6 countries</b>
<i>Unweighted Base</i>	1,071	1,010	1,076	1,037	949	1,039	6,182
<b>Very good + Somewhat good opinion (4+3)</b>	18%	17%	14%	31%	17%	35%	22%
Very good opinion (4)	1%	1%	2%	3%	3%	11%	4%
Somewhat good opinion (3)	17%	16%	12%	27%	14%	23%	18%
<b>Very poor + Somewhat poor opinion (1+2)</b>	42%	41%	31%	30%	55%	18%	36%
Somewhat poor opinion (2)	27%	25%	18%	23%	32%	12%	23%
Very poor opinion (1)	15%	15%	13%	7%	23%	6%	13%
<b>Mean</b>	2,1	2,1	2,1	2,4	1,9	2,8	2,2
Not sure	40%	42%	55%	39%	29%	47%	42%







The average is the arithmetical average of the 6 countries surveyed. Therefore, this average is not a survey result itself.



	French	German	British	Italian	Spanish	American	
<b>Vladimir Putin (Russia)</b>							<b>Avge for 6 countries</b>
<i>Unweighted Base</i>	1,071	1,010	1,076	1,037	949	1,039	6,182
<b>Very good + Somewhat good opinion (4+3)</b>	<b>10%</b>	<b>23%</b>	<b>15%</b>	<b>34%</b>	<b>16%</b>	<b>22%</b>	<b>20%</b>
Very good opinion (4)	1%	3%	3%	5%	2%	4%	3%
Somewhat good opinion (3)	9%	20%	12%	29%	15%	19%	17%
<b>Very poor + Somewhat poor opinion (1+2)</b>	<b>70%</b>	<b>55%</b>	<b>46%</b>	<b>48%</b>	<b>69%</b>	<b>40%</b>	<b>54%</b>
Somewhat poor opinion (2)	36%	37%	27%	29%	42%	26%	32%
Very poor opinion (1)	34%	19%	19%	19%	26%	14%	22%
<b>Mean</b>	<b>1,7</b>	<b>2,1</b>	<b>2,0</b>	<b>2,2</b>	<b>1,9</b>	<b>2,2</b>	<b>2,0</b>
Not sure	21%	22%	39%	18%	15%	38%	26%







	French	German	British	Italian	Spanish	American	
<b>Hugo Chavez (Venezuela)</b>							<b>Avge for 6 countries</b>
<i>Unweighted Base</i>	1,071	1,010	1,076	1,037	949	1,039	6,182
<b>Very good + Somewhat good opinion (4+3)</b>	<b>27%</b>	<b>13%</b>	<b>13%</b>	<b>26%</b>	<b>11%</b>	<b>10%</b>	<b>17%</b>
Very good opinion (4)	4%	2%	3%	2%	3%	3%	3%
Somewhat good opinion (3)	22%	11%	11%	23%	8%	7%	14%
<b>Very poor + Somewhat poor opinion (1+2)</b>	<b>31%</b>	<b>36%</b>	<b>21%</b>	<b>41%</b>	<b>80%</b>	<b>51%</b>	<b>43%</b>
Somewhat poor opinion (2)	25%	19%	12%	23%	29%	15%	20%
Very poor opinion (1)	7%	17%	9%	18%	51%	36%	22%
<b>Mean</b>	<b>2,4</b>	<b>2,0</b>	<b>2,2</b>	<b>2,2</b>	<b>1,6</b>	<b>1,6</b>	<b>2,0</b>
Not sure	42%	51%	66%	33%	8%	39%	40%







	French	German	British	Italian	Spanish	American	
<b>Fidel Castro (Cuba)</b>							<b>Avge for 6 countries</b>
<i>Unweighted Base</i>	1,071	1,010	1,076	1,037	949	1,039	6,182
<b>Very good + Somewhat good opinion (4+3)</b>	<b>12%</b>	<b>19%</b>	<b>20%</b>	<b>27%</b>	<b>16%</b>	<b>7%</b>	<b>17%</b>
Very good opinion (4)	2%	4%	4%	5%	4%	2%	3%
Somewhat good opinion (3)	10%	16%	16%	22%	12%	5%	14%
<b>Very poor + Somewhat poor opinion (1+2)</b>	<b>59%</b>	<b>59%</b>	<b>41%</b>	<b>57%</b>	<b>74%</b>	<b>71%</b>	<b>60%</b>
Somewhat poor opinion (2)	38%	36%	22%	35%	35%	23%	31%
Very poor opinion (1)	21%	22%	19%	22%	40%	48%	29%
<b>Mean</b>	<b>1,9</b>	<b>2,0</b>	<b>2,1</b>	<b>2,1</b>	<b>1,8</b>	<b>1,5</b>	<b>1,9</b>
Not sure	29%	22%	39%	16%	10%	22%	23%

	French	German	British	Italian	Spanish	American	
<b>Silvio Berlusconi (Italy)</b>							<b>Avge for 6 countries</b>
<i>Unweighted Base</i>	1,071	1,010	1,076	1,037	949	1,039	6,182
<b>Very good + Somewhat good opinion (4+3)</b>	<b>5%</b>	<b>7%</b>	<b>10%</b>	<b>39%</b>	<b>12%</b>	<b>22%</b>	<b>16%</b>
Very good opinion (4)	1%	2%	1%	17%	3%	4%	5%
Somewhat good opinion (3)	4%	6%	9%	21%	9%	17%	11%
<b>Very poor + Somewhat poor opinion (1+2)</b>	<b>76%</b>	<b>73%</b>	<b>48%</b>	<b>53%</b>	<b>77%</b>	<b>15%</b>	<b>57%</b>
Somewhat poor opinion (2)	28%	30%	21%	15%	28%	9%	22%
Very poor opinion (1)	48%	43%	27%	38%	49%	7%	35%
<b>Mean</b>	<b>1,5</b>	<b>1,6</b>	<b>1,8</b>	<b>2,2</b>	<b>1,6</b>	<b>2,5</b>	<b>1,8</b>
Not sure	18%	19%	42%	8%	11%	63%	27%







The average is the arithmetical average of the 6 countries surveyed. Therefore, this average is not a survey result itself.









	French	German	British	Italian	Spanish	American	
<b>Dmitri Medvedev (Russia)</b>							<b>Avge for 6 countries</b>
<i>Unweighted Base</i>	1,071	1,010	1,076	1,037	949	1,039	6,182
<b>Very good + Somewhat good opinion (4+3)</b>	<b>10%</b>	<b>20%</b>	<b>10%</b>	<b>22%</b>	<b>15%</b>	<b>16%</b>	<b>15%</b>
Very good opinion (4)	1%	2%	2%	2%	1%	2%	2%
Somewhat good opinion (3)	10%	18%	9%	20%	14%	13%	14%
<b>Very poor + Somewhat poor opinion (1+2)</b>	<b>56%</b>	<b>49%</b>	<b>29%</b>	<b>39%</b>	<b>52%</b>	<b>29%</b>	<b>42%</b>
Somewhat poor opinion (2)	34%	34%	19%	27%	36%	20%	28%
Very poor opinion (1)	22%	15%	10%	12%	16%	9%	14%
<b>Mean</b>	<b>1,8</b>	<b>2,1</b>	<b>2,1</b>	<b>2,2</b>	<b>2,0</b>	<b>2,2</b>	<b>2,1</b>
Not sure	34%	31%	61%	39%	33%	56%	43%

	French	German	British	Italian	Spanish	American	
<b>Hu Jintao (China)</b>							<b>Avge for 6 countries</b>
<i>Unweighted Base</i>	1,071	1,010	1,076	1,037	949	1,039	6,182
<b>Very good + Somewhat good opinion (4+3)</b>	<b>9%</b>	<b>11%</b>	<b>10%</b>	<b>17%</b>	<b>16%</b>	<b>13%</b>	<b>12%</b>
Very good opinion (4)	1%	*	1%	1%	2%	1%	1%
Somewhat good opinion (3)	8%	11%	9%	16%	14%	11%	11%
<b>Very poor + Somewhat poor opinion (1+2)</b>	<b>51%</b>	<b>44%</b>	<b>26%</b>	<b>42%</b>	<b>50%</b>	<b>31%</b>	<b>40%</b>
Somewhat poor opinion (2)	29%	27%	16%	25%	32%	16%	24%
Very poor opinion (1)	23%	18%	9%	17%	18%	15%	16%
<b>Mean</b>	<b>1,8</b>	<b>1,9</b>	<b>2,1</b>	<b>2,0</b>	<b>2,0</b>	<b>2,0</b>	<b>1,9</b>
Not sure	40%	44%	65%	41%	35%	56%	47%

\* : less than 0,5%







	French	German	British	Italian	Spanish	American	
<b>Bashar al-Assad (Syria)</b>							<b>Avge for 6 countries</b>
<i>Unweighted Base</i>	1,071	1,010	1,076	1,037	949	1,039	6,182
<b>Very good + Somewhat good opinion (4+3)</b>	<b>9%</b>	<b>9%</b>	<b>7%</b>	<b>20%</b>	<b>14%</b>	<b>8%</b>	<b>11%</b>
Very good opinion (4)	*	*	1%	1%	*	2%	1%
Somewhat good opinion (3)	9%	9%	7%	19%	14%	6%	11%
<b>Very poor + Somewhat poor opinion (1+2)</b>	<b>39%</b>	<b>32%</b>	<b>19%</b>	<b>22%</b>	<b>43%</b>	<b>29%</b>	<b>30%</b>
Somewhat poor opinion (2)	23%	24%	13%	16%	31%	15%	20%
Very poor opinion (1)	15%	8%	6%	6%	12%	13%	10%
<b>Mean</b>	<b>1,9</b>	<b>2,0</b>	<b>2,1</b>	<b>2,4</b>	<b>2,1</b>	<b>1,9</b>	<b>2,1</b>
Not sure	52%	59%	74%	58%	43%	63%	58%

\* : less than 0,5%

	French	German	British	Italian	Spanish	American	
<b>Hamid Karzai (Afghanistan)</b>							<b>Avge for 6 countries</b>
<i>Unweighted Base</i>	1,071	1,010	1,076	1,037	949	1,039	6,182
<b>Very good + Somewhat good opinion (4+3)</b>	<b>12%</b>	<b>12%</b>	<b>6%</b>	<b>15%</b>	<b>11%</b>	<b>11%</b>	<b>11%</b>
Very good opinion (4)	1%	1%	*	*	1%	2%	1%
Somewhat good opinion (3)	11%	11%	5%	15%	10%	9%	10%
<b>Very poor + Somewhat poor opinion (1+2)</b>	<b>40%</b>	<b>45%</b>	<b>38%</b>	<b>49%</b>	<b>55%</b>	<b>39%</b>	<b>44%</b>
Somewhat poor opinion (2)	26%	29%	19%	33%	33%	22%	27%
Very poor opinion (1)	14%	16%	19%	16%	22%	17%	17%
<b>Mean</b>	<b>2,0</b>	<b>1,9</b>	<b>1,7</b>	<b>2,0</b>	<b>1,9</b>	<b>1,9</b>	<b>1,9</b>
Not sure	48%	44%	57%	36%	34%	50%	45%

\* : less than 0,5%

The average is the arithmetical average of the 6 countries surveyed. Therefore, this average is not a survey result itself.







	French	German	British	Italian	Spanish	American	
<b>Mahmoud Ahmadinejad (Iran)</b>							<b>Avge for 6 countries</b>
<i>Unweighted Base</i>	1,071	1,010	1,076	1,037	949	1,039	6,182
<b>Very good + Somewhat good opinion (4+3)</b>	3%	6%	5%	7%	7%	5%	5%
Very good opinion (4)	*	1%	1%	1%	1%	2%	1%
Somewhat good opinion (3)	3%	5%	3%	6%	6%	3%	4%
<b>Very poor + Somewhat poor opinion (1+2)</b>	64%	64%	50%	65%	67%	58%	61%
Somewhat poor opinion (2)	21%	21%	18%	18%	28%	14%	20%
Very poor opinion (1)	44%	43%	32%	47%	39%	44%	41%
<b>Mean</b>	1,4	1,5	1,5	1,5	1,6	1,4	1,5
Not sure	33%	30%	46%	28%	26%	37%	33%

\* : less than 0,5%







### APPENDIX 3: INFLUENCE DETAILED PER COUNTRY







For each of the following people, please indicate whether you have a very good, somewhat good, somewhat poor or a very poor opinion of that person.

Base : All respondents







	French	German	British	Italian	Spanish	American	
<b>Barack Obama (USA)</b>							<b>Avge for 6 countries</b>
<i>Unweighted Base</i>	1,071	1,010	1,076	1,037	949	1,039	6,182
<b>A great deal of influence + Some influence (4+3)</b>	80%	82%	70%	87%	83%	67%	78%
A great deal of influence (4)	64%	63%	54%	77%	71%	44%	62%
Some influence (3)	16%	19%	16%	10%	12%	23%	16%
<b>Not influence at all + Just a little influence (1+2)</b>	3%	2%	4%	2%	3%	11%	4%
Just a little influence (2)	2%	2%	3%	1%	3%	8%	3%
No influence at all (1)	1%	*	1%	1%	*	3%	1%
<b>Mean</b>	3,7	3,7	3,7	3,8	3,8	3,4	3,7
Not sure	17%	16%	26%	11%	14%	23%	18%







\* : less than 0,5%







	French	German	British	Italian	Spanish	American	
<b>Vladimir Putin (Russia)</b>							<b>Avge for 6 countries</b>
<i>Unweighted Base</i>	1,071	1,010	1,076	1,037	949	1,039	6,182
<b>A great deal of influence + Some influence (4+3)</b>	62%	69%	53%	76%	63%	51%	62%
A great deal of influence (4)	21%	33%	20%	46%	23%	23%	28%
Some influence (3)	41%	36%	33%	30%	40%	28%	34%
<b>Not influence at all + Just a little influence (1+2)</b>	15%	10%	11%	7%	17%	12%	12%
Just a little influence (2)	12%	9%	8%	5%	14%	11%	10%
No influence at all (1)	3%	1%	3%	2%	3%	1%	2%
<b>Mean</b>	3,1	3,3	3,1	3,4	3,0	3,2	3,2
Not sure	23%	21%	37%	16%	20%	37%	26%







	French	German	British	Italian	Spanish	American	
<b>Angela Merkel (Germany)</b>							<b>Avge for 6 countries</b>
<i>Unweighted Base</i>	1,071	1,010	1,076	1,037	949	1,039	6,182
<b>A great deal of influence + Some influence (4+3)</b>	66%	63%	42%	76%	74%	36%	59%
A great deal of influence (4)	23%	24%	9%	33%	38%	10%	22%
Some influence (3)	43%	39%	33%	43%	36%	26%	37%
<b>Not influence at all + Just a little influence (1+2)</b>	15%	20%	15%	9%	7%	17%	14%
Just a little influence (2)	13%	18%	13%	8%	6%	15%	12%
No influence at all (1)	2%	2%	2%	1%	1%	2%	2%
<b>Mean</b>	3,1	3,0	2,9	3,3	3,4	2,8	3,1
Not sure	20%	17%	42%	15%	18%	47%	27%

The average is the arithmetical average of the 6 countries surveyed. Therefore, this average is not a survey result itself.







	French	German	British	Italian	Spanish	American	
<b>Nicolas Sarkozy (France)</b>							<b>Avge for 6 countries</b>
<i>Unweighted Base</i>	1,071	1,010	1,076	1,037	949	1,039	6,182
<b>A great deal of influence + Some influence (4+3)</b>	<b>56%</b>	<b>47%</b>	<b>39%</b>	<b>67%</b>	<b>70%</b>	<b>38%</b>	<b>53%</b>
A great deal of influence (4)	12%	9%	5%	23%	28%	7%	14%
Some influence (3)	44%	38%	34%	44%	42%	31%	39%
<b>Not influence at all + Just a little influence (1+2)</b>	<b>25%</b>	<b>22%</b>	<b>23%</b>	<b>19%</b>	<b>14%</b>	<b>19%</b>	<b>21%</b>
Just a little influence (2)	20%	19%	19%	15%	11%	14%	17%
No influence at all (1)	5%	3%	4%	4%	3%	5%	4%
<b>Mean</b>	<b>2,8</b>	<b>2,8</b>	<b>2,7</b>	<b>3,0</b>	<b>3,1</b>	<b>2,7</b>	<b>2,9</b>
Not sure	19%	31%	38%	14%	16%	43%	27%







	French	German	British	Italian	Spanish	American	
<b>Hu Jintao (China)</b>							<b>Avge for 6 countries</b>
<i>Unweighted Base</i>	1,071	1,010	1,076	1,037	949	1,039	6,182
<b>A great deal of influence + Some influence (4+3)</b>	<b>52%</b>	<b>47%</b>	<b>39%</b>	<b>59%</b>	<b>55%</b>	<b>47%</b>	<b>50%</b>
A great deal of influence (4)	21%	18%	17%	33%	21%	20%	22%
Some influence (3)	31%	29%	22%	26%	34%	27%	28%
<b>Not influence at all + Just a little influence (1+2)</b>	<b>16%</b>	<b>17%</b>	<b>12%</b>	<b>10%</b>	<b>20%</b>	<b>10%</b>	<b>14%</b>
Just a little influence (2)	14%	13%	8%	7%	15%	7%	11%
No influence at all (1)	2%	4%	4%	3%	5%	3%	3%
<b>Mean</b>	<b>3,0</b>	<b>3,0</b>	<b>3,0</b>	<b>3,3</b>	<b>2,9</b>	<b>3,1</b>	<b>3,1</b>
Not sure	31%	36%	49%	31%	26%	43%	36%







	French	German	British	Italian	Spanish	American	
<b>Tony Blair (Great Britain)</b>							<b>Avge for 6 countries</b>
<i>Unweighted Base</i>	1,071	1,010	1,076	1,037	949	1,039	6,182
<b>A great deal of influence + Some influence (4+3)</b>	<b>40%</b>	<b>44%</b>	<b>30%</b>	<b>58%</b>	<b>57%</b>	<b>54%</b>	<b>47%</b>
A great deal of influence (4)	6%	9%	7%	19%	16%	23%	13%
Some influence (3)	34%	35%	23%	39%	41%	31%	34%
<b>Not influence at all + Just a little influence (1+2)</b>	<b>35%</b>	<b>33%</b>	<b>41%</b>	<b>27%</b>	<b>26%</b>	<b>16%</b>	<b>30%</b>
Just a little influence (2)	30%	26%	25%	20%	21%	13%	23%
No influence at all (1)	5%	7%	16%	7%	5%	3%	7%
<b>Mean</b>	<b>2,6</b>	<b>2,6</b>	<b>2,3</b>	<b>2,8</b>	<b>2,8</b>	<b>3,1</b>	<b>2,7</b>
Not sure	24%	24%	28%	15%	17%	30%	23%







	French	German	British	Italian	Spanish	American	
<b>Gordon Brown (Great Britain)</b>							<b>Avge for 6 countries</b>
<i>Unweighted Base</i>	1,071	1,010	1,076	1,037	949	1,039	6,182
<b>A great deal of influence + Some influence (4+3)</b>	<b>44%</b>	<b>40%</b>	<b>38%</b>	<b>59%</b>	<b>63%</b>	<b>44%</b>	<b>47%</b>
A great deal of influence (4)	7%	7%	7%	17%	18%	13%	11%
Some influence (3)	37%	33%	31%	42%	45%	31%	36%
<b>Not influence at all + Just a little influence (1+2)</b>	<b>27%</b>	<b>28%</b>	<b>36%</b>	<b>21%</b>	<b>16%</b>	<b>14%</b>	<b>24%</b>
Just a little influence (2)	25%	24%	20%	17%	13%	12%	19%
No influence at all (1)	2%	4%	16%	4%	3%	2%	5%
<b>Mean</b>	<b>2,7</b>	<b>2,6</b>	<b>2,4</b>	<b>2,9</b>	<b>3,0</b>	<b>2,9</b>	<b>2,8</b>
Not sure	29%	33%	26%	20%	21%	41%	28%

The average is the arithmetical average of the 6 countries surveyed. Therefore, this average is not a survey result itself.

	French	German	British	Italian	Spanish	American	
							
<b>Pope Benedict XVI</b>							<b>Avge for 6 countries</b>
<i>Unweighted Base</i>	1,071	1,010	1,076	1,037	949	1,039	6,182
<b>A great deal of influence + Some influence (4+3)</b>	28%	38%	33%	65%	59%	49%	45%
A great deal of influence (4)	8%	12%	9%	32%	24%	20%	17%
Some influence (3)	20%	26%	24%	33%	35%	29%	28%
<b>Not influence at all + Just a little influence (1+2)</b>	50%	44%	35%	24%	26%	24%	34%
Just a little influence (2)	34%	32%	22%	16%	18%	17%	23%
No influence at all (1)	16%	12%	13%	8%	8%	7%	11%
<b>Mean</b>	2,3	2,5	2,4	3,0	2,9	2,8	2,7
Not sure	21%	18%	32%	12%	16%	27%	21%







	French	German	British	Italian	Spanish	American	
							
<b>Ban Ki-moon (United Nations)</b>							<b>Avge for 6 countries</b>
<i>Unweighted Base</i>	1,071	1,010	1,076	1,037	949	1,039	6,182
<b>A great deal of influence + Some influence (4+3)</b>	41%	38%	41%	47%	50%	32%	42%
A great deal of influence (4)	12%	9%	12%	15%	15%	8%	12%
Some influence (3)	29%	29%	29%	32%	35%	24%	30%
<b>Not influence at all + Just a little influence (1+2)</b>	28%	25%	17%	23%	25%	21%	23%
Just a little influence (2)	23%	20%	13%	17%	19%	16%	18%
No influence at all (1)	5%	5%	4%	6%	6%	5%	5%
<b>Mean</b>	2,7	2,7	2,8	2,8	2,8	2,7	2,7
Not sure	31%	36%	42%	30%	25%	47%	36%







	French	German	British	Italian	Spanish	American	
							
<b>Jose Manuel Barroso (European Commission)</b>							<b>Avge for 6 countries</b>
<i>Unweighted Base</i>	1,071	1,010	1,076	1,037	949	1,039	6,182
<b>A great deal of influence + Some influence (4+3)</b>	41%	45%	29%	53%	56%	28%	41%
A great deal of influence (4)	9%	11%	5%	18%	11%	8%	10%
Some influence (3)	32%	34%	24%	35%	45%	20%	31%
<b>Not influence at all + Just a little influence (1+2)</b>	27%	22%	22%	22%	21%	18%	22%
Just a little influence (2)	23%	18%	16%	18%	17%	13%	17%
No influence at all (1)	4%	4%	6%	4%	4%	5%	5%
<b>Mean</b>	2,7	2,8	2,6	2,9	2,8	2,7	2,8
Not sure	32%	33%	49%	25%	24%	53%	36%







	French	German	British	Italian	Spanish	American	
							
<b>Dmitri Medvedev (Russia)</b>							<b>Avge for 6 countries</b>
<i>Unweighted Base</i>	1,071	1,010	1,076	1,037	949	1,039	6,182
<b>A great deal of influence + Some influence (4+3)</b>	37%	50%	33%	43%	44%	37%	41%
A great deal of influence (4)	8%	16%	6%	13%	11%	10%	11%
Some influence (3)	29%	34%	27%	30%	33%	27%	30%
<b>Not influence at all + Just a little influence (1+2)</b>	34%	23%	21%	26%	28%	16%	25%
Just a little influence (2)	27%	20%	15%	17%	21%	14%	19%
No influence at all (1)	7%	3%	6%	9%	7%	2%	6%
<b>Mean</b>	2,5	2,9	2,6	2,7	2,7	2,9	2,7
Not sure	29%	27%	47%	31%	29%	47%	35%







The average is the arithmetical average of the 6 countries surveyed. Therefore, this average is not a survey result itself.









	French	German	British	Italian	Spanish	American	
<b>Benjamin Netanyahu (Israel)</b>							<b>Avge for 6 countries</b>
<i>Unweighted Base</i>	1,071	1,010	1,076	1,037	949	1,039	6,182
<b>A great deal of influence + Some influence (4+3)</b>	36%	34%	30%	50%	49%	41%	40%
A great deal of influence (4)	6%	5%	4%	15%	15%	15%	10%
Some influence (3)	30%	29%	26%	35%	34%	26%	30%
<b>Not influence at all + Just a little influence (1+2)</b>	33%	33%	24%	20%	25%	19%	26%
Just a little influence (2)	28%	27%	18%	17%	20%	14%	21%
No influence at all (1)	5%	6%	6%	3%	5%	5%	5%
<b>Mean</b>	2,5	2,5	2,5	2,9	2,8	2,9	2,7
Not sure	31%	32%	46%	30%	26%	41%	35%







	French	German	British	Italian	Spanish	American	
<b>Mahmoud Ahmadinejad (Iran)</b>							<b>Avge for 6 countries</b>
<i>Unweighted Base</i>	1,071	1,010	1,076	1,037	949	1,039	6,182
<b>A great deal of influence + Some influence (4+3)</b>	36%	30%	22%	54%	40%	36%	37%
A great deal of influence (4)	7%	5%	3%	22%	9%	12%	10%
Some influence (3)	29%	25%	19%	32%	31%	24%	27%
<b>Not influence at all + Just a little influence (1+2)</b>	33%	39%	32%	20%	34%	26%	31%
Just a little influence (2)	23%	28%	21%	14%	27%	17%	22%
No influence at all (1)	10%	11%	11%	6%	7%	9%	9%
<b>Mean</b>	2,5	2,4	2,3	3,0	2,6	2,6	2,6
Not sure	31%	31%	46%	26%	26%	38%	33%







	French	German	British	Italian	Spanish	American	
<b>The Dalai Lama</b>							<b>Avge for 6 countries</b>
<i>Unweighted Base</i>	1,071	1,010	1,076	1,037	949	1,039	6,182
<b>A great deal of influence + Some influence (4+3)</b>	34%	29%	27%	45%	45%	36%	35%
A great deal of influence (4)	11%	9%	5%	18%	13%	13%	11%
Some influence (3)	23%	20%	22%	27%	32%	23%	24%
<b>Not influence at all + Just a little influence (1+2)</b>	45%	51%	37%	42%	39%	30%	41%
Just a little influence (2)	34%	37%	22%	27%	29%	22%	29%
No influence at all (1)	11%	14%	15%	15%	10%	8%	12%
<b>Mean</b>	2,4	2,3	2,3	2,5	2,6	2,6	2,5
Not sure	20%	20%	37%	13%	17%	34%	24%







	French	German	British	Italian	Spanish	American	
<b>Silvio Berlusconi (Italy)</b>							<b>Avge for 6 countries</b>
<i>Unweighted Base</i>	1,071	1,010	1,076	1,037	949	1,039	6,182
<b>A great deal of influence + Some influence (4+3)</b>	26%	28%	20%	49%	45%	21%	31%
A great deal of influence (4)	5%	4%	1%	16%	9%	3%	6%
Some influence (3)	21%	24%	19%	33%	36%	18%	25%
<b>Not influence at all + Just a little influence (1+2)</b>	51%	45%	38%	41%	37%	28%	40%
Just a little influence (2)	35%	35%	25%	21%	29%	21%	28%
No influence at all (1)	16%	10%	13%	20%	8%	7%	12%
<b>Mean</b>	2,2	2,3	2,2	2,5	2,6	2,3	2,4
Not sure	24%	27%	42%	10%	17%	51%	29%

The average is the arithmetical average of the 6 countries surveyed. Therefore, this average is not a survey result itself.

	French	German	British	Italian	Spanish	American	
<b>Jose Luis Rodriguez Zapatero (Spain)</b>							<b>Avge for 6 countries</b>
<i>Unweighted Base</i>	1,071	1,010	1,076	1,037	949	1,039	6,182
<b>A great deal of influence + Some influence (4+3)</b>	<b>34%</b>	<b>23%</b>	<b>16%</b>	<b>52%</b>	<b>35%</b>	<b>22%</b>	<b>30%</b>
A great deal of influence (4)	4%	2%	1%	9%	5%	3%	4%
Some influence (3)	30%	21%	15%	43%	30%	19%	26%
<b>Not influence at all + Just a little influence (1+2)</b>	<b>39%</b>	<b>36%</b>	<b>27%</b>	<b>29%</b>	<b>52%</b>	<b>26%</b>	<b>34%</b>
Just a little influence (2)	34%	30%	20%	24%	32%	18%	26%
No influence at all (1)	5%	6%	7%	5%	20%	8%	8%
<b>Mean</b>	<b>2,5</b>	<b>2,3</b>	<b>2,2</b>	<b>2,7</b>	<b>2,2</b>	<b>2,4</b>	<b>2,4</b>
Not sure	28%	42%	57%	19%	13%	52%	36%







	French	German	British	Italian	Spanish	American	
<b>Luiz Inacio Lula da Silva (Brazil)</b>							<b>Avge for 6 countries</b>
<i>Unweighted Base</i>	1,071	1,010	1,076	1,037	949	1,039	6,182
<b>A great deal of influence + Some influence (4+3)</b>	<b>26%</b>	<b>16%</b>	<b>13%</b>	<b>33%</b>	<b>46%</b>	<b>18%</b>	<b>25%</b>
A great deal of influence (4)	4%	1%	1%	4%	9%	4%	4%
Some influence (3)	22%	15%	12%	29%	37%	14%	21%
<b>Not influence at all + Just a little influence (1+2)</b>	<b>40%</b>	<b>42%</b>	<b>28%</b>	<b>36%</b>	<b>31%</b>	<b>28%</b>	<b>34%</b>
Just a little influence (2)	33%	32%	19%	27%	27%	20%	26%
No influence at all (1)	7%	10%	9%	9%	4%	8%	8%
<b>Mean</b>	<b>2,4</b>	<b>2,1</b>	<b>2,1</b>	<b>2,4</b>	<b>2,7</b>	<b>2,3</b>	<b>2,4</b>
Not sure	33%	42%	59%	31%	22%	54%	41%







	French	German	British	Italian	Spanish	American	
<b>Hugo Chavez (Venezuela)</b>							<b>Avge for 6 countries</b>
<i>Unweighted Base</i>	1,071	1,010	1,076	1,037	949	1,039	6,182
<b>A great deal of influence + Some influence (4+3)</b>	<b>23%</b>	<b>13%</b>	<b>12%</b>	<b>30%</b>	<b>32%</b>	<b>29%</b>	<b>23%</b>
A great deal of influence (4)	4%	1%	2%	4%	7%	6%	4%
Some influence (3)	19%	12%	10%	26%	25%	23%	19%
<b>Not influence at all + Just a little influence (1+2)</b>	<b>47%</b>	<b>48%</b>	<b>33%</b>	<b>42%</b>	<b>50%</b>	<b>32%</b>	<b>42%</b>
Just a little influence (2)	39%	32%	21%	30%	36%	24%	30%
No influence at all (1)	8%	16%	12%	12%	14%	8%	12%
<b>Mean</b>	<b>2,3</b>	<b>2,0</b>	<b>2,0</b>	<b>2,3</b>	<b>2,3</b>	<b>2,5</b>	<b>2,2</b>
Not sure	30%	39%	56%	28%	17%	38%	35%

	French	German	British	Italian	Spanish	American	
<b>Fidel Castro (Cuba)</b>							<b>Avge for 6 countries</b>
<i>Unweighted Base</i>	1,071	1,010	1,076	1,037	949	1,039	6,182
<b>A great deal of influence + Some influence (4+3)</b>	<b>14%</b>	<b>15%</b>	<b>14%</b>	<b>34%</b>	<b>27%</b>	<b>23%</b>	<b>21%</b>
A great deal of influence (4)	2%	3%	1%	7%	6%	6%	4%
Some influence (3)	12%	12%	13%	27%	21%	17%	17%
<b>Not influence at all + Just a little influence (1+2)</b>	<b>61%</b>	<b>58%</b>	<b>42%</b>	<b>51%</b>	<b>56%</b>	<b>47%</b>	<b>52%</b>
Just a little influence (2)	39%	33%	24%	28%	34%	24%	30%
No influence at all (1)	22%	25%	18%	23%	22%	23%	22%
<b>Mean</b>	<b>1,9</b>	<b>1,9</b>	<b>2,0</b>	<b>2,2</b>	<b>2,1</b>	<b>2,1</b>	<b>2,0</b>
Not sure	26%	26%	43%	16%	17%	31%	27%

The average is the arithmetical average of the 6 countries surveyed. Therefore, this average is not a survey result itself.



	French	German	British	Italian	Spanish	American	
<b>Bashar al-Assad (Syria)</b>							<b>Avge for 6 countries</b>
<i>Unweighted Base</i>	1,071	1,010	1,076	1,037	949	1,039	6,182
<b>A great deal of influence + Some influence (4+3)</b>	<b>18%</b>	<b>14%</b>	<b>11%</b>	<b>25%</b>	<b>22%</b>	<b>21%</b>	<b>19%</b>
A great deal of influence (4)	3%	2%	1%	4%	5%	3%	3%
Some influence (3)	15%	12%	10%	21%	17%	18%	16%
<b>Not influence at all + Just a little influence (1+2)</b>	<b>45%</b>	<b>43%</b>	<b>32%</b>	<b>34%</b>	<b>43%</b>	<b>29%</b>	<b>37%</b>
Just a little influence (2)	33%	30%	19%	24%	32%	20%	26%
No influence at all (1)	12%	13%	13%	10%	11%	9%	11%
<b>Mean</b>	<b>2,2</b>	<b>2,0</b>	<b>2,0</b>	<b>2,3</b>	<b>2,3</b>	<b>2,3</b>	<b>2,2</b>
Not sure	37%	43%	58%	41%	35%	50%	44%

	French	German	British	Italian	Spanish	American	
<b>Hamid Karzai (Afghanistan)</b>							<b>Avge for 6 countries</b>
<i>Unweighted Base</i>	1,071	1,010	1,076	1,037	949	1,039	6,182
<b>A great deal of influence + Some influence (4+3)</b>	<b>14%</b>	<b>15%</b>	<b>12%</b>	<b>31%</b>	<b>21%</b>	<b>22%</b>	<b>19%</b>
A great deal of influence (4)	2%	2%	1%	7%	2%	5%	3%
Some influence (3)	12%	13%	11%	24%	19%	17%	16%
<b>Not influence at all + Just a little influence (1+2)</b>	<b>50%</b>	<b>49%</b>	<b>37%</b>	<b>38%</b>	<b>51%</b>	<b>34%</b>	<b>43%</b>
Just a little influence (2)	34%	29%	17%	24%	32%	21%	26%
No influence at all (1)	16%	20%	20%	14%	19%	13%	17%
<b>Mean</b>	<b>2,0</b>	<b>2,0</b>	<b>1,9</b>	<b>2,4</b>	<b>2,1</b>	<b>2,3</b>	<b>2,1</b>
Not sure	35%	36%	51%	30%	28%	43%	37%

## About Harris Interactive

Harris Interactive is a global leader in custom market research. With a long and rich history in multimodal research, powered by our science and technology, we assist clients in achieving business results. Harris Interactive serves clients globally through our North American, European and Asian offices and a network of independent market research firms. For more information, please visit: [www.harrisinteractive.com](http://www.harrisinteractive.com).

## Press contacts

Harris Interactive en France:

Laurence Lavernhe - Tel: 01 44 87 60 94- [llavernhe@harrisinteractive.fr](mailto:llavernhe@harrisinteractive.fr)

Harris Interactive Corporate Communications:

Office: +1 (585) 214-7479

[press@harrisinteractive.net](mailto:press@harrisinteractive.net)

*The average is the arithmetical average of the 6 countries surveyed. Therefore, this average is not a survey result itself.*